


# The Canadian Philatelist

# Le Philatéliste canadien

September/October 2007 septembre/octobre - VOL. 58 • NO.5



Raising Awareness  
of Endangered  
Canadian Wildlife



P  
L  
U  
S



**BADGES,  
BAROMETERS,  
& CALLA LILLIES**



Journal of THE ROYAL PHILATELIC SOCIETY OF CANADA  
Revue de LA SOCIÉTÉ ROYALE DE PHILATÉLIE DU CANADA

October is Stamp Collecting Month  
 Octobre, le Mois de la philatélie



## Enjoy their beauty without disturbing their habitat

Celebrate Stamp Collecting Month and raise awareness of endangered Canadian wildlife with this beautiful set of Endangered Species stamps and collectibles. The second in the three-year Endangered Species series, this quartet of stamps features four at-risk Canadian creatures that live in or around water.

Add these stamps to your collection today—before they're gone forever.

## Regardez-les sans les faire fuir

En vous procurant ce superbe jeu de timbres sur les espèces en voie de disparition, vous soulignez le Mois de la philatélie et sensibilisez du même coup les autres à cette préoccupation grandissante. Deuxième d'une série de trois sur ce thème, cette émission met en vedette quatre espèces canadiennes qui sont menacées d'extinction et qui vivent dans l'eau ou à proximité.

Ajoutez ces timbres à votre collection avant qu'ils ne disparaissent à jamais.



Booklet of 8 self-adhesive stamps  
 Carnet de 8 timbres autocollants  
**413688111 \$ 4<sup>16</sup>**



Official First Day Cover  
 Pli Premier Jour officiel  
**403688126 \$ 3<sup>08</sup>**



Souvenir sheet  
 Bloc-feuillet  
**403688145 \$ 2<sup>08</sup>**

Available at participating post offices or / En vente aux bureaux de poste participants ou :



From Canada or the U.S. / du Canada et des États-Unis  
**1 800 565-4362**

From other countries / d'un autre pays  
**902 863-6550**



[www.canadapost.ca/collecting](http://www.canadapost.ca/collecting)  
[www.postescanada.ca/collection](http://www.postescanada.ca/collection)



From anywhere... De partout...  
 to anyone jusqu'à vous

# Princely Realizations !

From a recent Public Auction sale

**\$58,650.**



1851 6p Slate Violet  
Prince Albert on  
laid paper, unused.

**\$46,000.**



1855 6p Slate Grey  
Prince Albert on  
wove paper, mint.

**\$48,300.**



1855 6p Greenish  
Grey Prince Albert  
on wove paper, mint.

**\$12,650.**



1859 10c Chocolate  
Brown Prince Albert  
Perf 11 $\frac{3}{4}$ , unused.

Your primary source for rare and unusual material  
of British North America and Canada.

Contact us today for a complimentary catalogue  
of our upcoming Public Auction sale.

## Eastern Auctions Ltd.

P.O. Box 250R - Bathurst - New Brunswick - E2A 3Z2 - Canada

Tel 1(800) 667-8267 - Fax 1(888) 867-8267

E-Mail [easternauctions@nb.aibn.com](mailto:easternauctions@nb.aibn.com) - Web [www.easternstamps.com](http://www.easternstamps.com)

**THE ROYAL PHILATELIC  
SOCIETY OF CANADA  
LA SOCIÉTÉ ROYALE DE  
PHILATÉLIE DU CANADA**

Patron: Her Excellency The Right Honourable Michaëlle Jean,  
C.C., C.M.M., C.O.M., C.D., Governor General of Canada  
Présidente d'honneur: Son Excellence la très honorable Michaëlle Jean,  
C.C., C.M.M., C.O.M., C.D., Gouverneure générale du Canada

**2006-2007  
BOARD OF DIRECTORS –  
CONSEIL D'ADMINISTRATION  
EXECUTIVE - L'EXÉCUTIF**

**President - Président**

Rick Penko, FRPSC  
Winnipeg, MB  
president@rpsc.org

**Vice President - Vice-Président**

Elizabeth Sodero, FRPSC  
Halifax, NS  
vice-president@rpsc.org

**Treasurer - Trésorier**

Peter Kritz  
Hanover, ON  
treasurer@rpsc.org

**Secretary - Secrétaire**

Peter Butler  
Toronto, ON  
pbutler@ilap.com

**Past President - Président Sortant**

Charles J. G. Verge, FRPSC, FRPSL  
Toronto, ON  
cjgverge@rogers.com

**Directors – Les Directeurs**

François Brisse, FRPSC, Beaconsfield, QC  
fsbrisse@sympatico.ca

Raymond Ireson, FRPSC, Roxboro, QC  
info@rpsc.org

John Keenlyside, FRPSC, Vancouver, BC  
john@keenlyside.ca

Ken Lewis, Swansea, UK  
theoldtimer6321@ntlworld.com

Richard Logan, Ottawa, ON  
dicklogan@rogers.com

Kenneth Magee, FRPSC, Clinton, ON  
kmagee@tcc.on.ca

R. F. Narbonne, FRPSC, McDonald Corners, ON  
info@rpsc.org

Michael O. Nowlan, Oromocto, NB  
mgnowlan@nb.sympatico.ca

George Pepall, Kitchener, ON  
pepall@rogers.com

David Piercey, Edmonton, AB  
david.piercey@epsb.ca

**Editor – Rédacteur**

Tony Shaman, FRPSC  
PO Box 43103, Eastwood Square  
Kitchener, ON N2H 6S9  
tshaman@rogers.com

**Associate Editor – Rédacteur Associé**

Grégoire Teyssier, Sillery, QC  
gteyssier@videotron.ca

**National Office – Bureau National**

Peter Butler, Director / Directeur  
director@rpsc.org  
Margaret Schulzke, Executive Assistant / Adjointe Exécutive  
info@rpsc.org  
P.O. Box / C.P. 929, Station, Succ Q, Toronto, ON M4T 2P1  
Tel/Tél: (416) 921-2077  
Toll Free / Sans frais: 1-888-285-4143  
Fax/Télécr: (416) 921-1282  
www.rpsc.org

**An invitation to join...  
Joignez-vous à...**

**THE ROYAL PHILATELIC SOCIETY OF CANADA  
LA SOCIÉTÉ ROYALE DE PHILATÉLIE DU CANADA**

The Royal Philatelic Society of Canada (RPSC) is the successor to the national society founded in 1887. Membership in the Society is open to anyone interested in stamps. Whether you are a beginner or an advanced collector, The RPSC offers a number of services that will be of interest to you. Here are just a few:

**THE CANADIAN PHILATELIST** - The international award winning bi-monthly magazine of The RPSC, it provides stamp collectors information and news – for members and from the members. Each year, the author of the best article published in The Canadian Philatelist receives the Geldert medal.

**SALES CIRCUIT** - The Sales Circuit is a useful method of disposing of surplus material and acquiring other material for your collection. Details on request.

**ANNUAL MEETING** - An annual convention held in a different locale each year provides an ideal opportunity to meet friends, exchange ideas, and get advice on your collection or exhibition at which exhibitors can qualify for international shows. You will also get a chance to visit a dealer bourse and attend interesting and informative seminars.

**GROUP INSURANCE** - A group insurance policy for your stamp collection with premiums substantially lower than non-members would pay. Details on request.

**CHAPTERS** - The RPSC has a network of local clubs across Canada. Chapter meeting details are published in The Canadian Philatelist. A great way to network with other collectors in your area.

**THE INTERNET** - The Society has a Web site [www.rpsc.org](http://www.rpsc.org) where members can find out about the latest developments, coming events and link up to many other stamp collecting sites. As a member, your e-mail and Web site address can be added.

**OTHER SOCIETIES** - As the national society for stamp collectors, The RPSC works in partnership with many other societies and associations, such as the Canadian Stamp Dealers Association and Canada Post Corporation.

**CANADA POST** - The Society maintains a Canada Post Liaison Officer in Ottawa to represent the Society, its members and chapters and collectors in general. Members may raise issues of mutual interest with Canada Post Corporation through this office.

**Join The RPSC!**

La Société royale de philatélie du Canada (SRPC) est la digne successeur de celle fondée en 1887. Tout individu intéressé par la collection de timbres-poste peut en devenir membre. Que vous soyez un collectionneur débutant ou chevronné, la SRPC vous offre une gamme de services qui sauront vous intéresser. En voici quelques-uns:

**LE PHILATÉLISTE CANADIEN** - Cette publication bimestrielle, primée au niveau international, offre aux membres des informations et des nouvelles sur le monde philatélique rédigées par ses membres. Chaque année, la médaille Geldert est décernée à l'auteur du meilleur article publié dans Le philatéliste canadien.

**CARNETS DE TIMBRES EN APPROBATION** - Ils sont disponibles sur demande. C'est une façon facile de disposer de matériel en surplus ou d'acquérir des nouvelles pièces pour sa collection.

**RÉUNION ANNUELLE** - Une convention annuelle se tient dans différentes parties du pays. Une exposition de niveau national fait partie intégrante de la convention et permet à l'exposant de se qualifier pour les expositions internationales. De plus vous pouvez y visiter les tables de négociants et assister à des conférences.

**ASSURANCES** - Une police d'assurances de groupe est disponible pour votre collection. Les primes sont de près de 50% en-dessous de celles payées par un individu. Renseignements sur demande.

**CHAPITRES** - Des clubs locaux au Canada où les membres de La SRPC reçoivent un accueil chaleureux. Les renseignements sont publiés dans Le philatéliste canadien.

**L'INTERNET** - La SRPC a un site d'Internet [www.rpsc.org](http://www.rpsc.org) où les membres obtiennent les informations à date, les événements philatéliques à venir et peuvent accéder à plusieurs autres sites philatéliques.

**PARTENARIAT** - La Société a des ententes avec plusieurs autres sociétés et associations philatéliques, notamment l'Association canadienne des négociants en timbres-poste et la Société canadienne des postes (SCP).

**POSTES CANADA** - La SRPC a un agent de liaison situé à Ottawa pour représenter La Société, ses Chapitres, ses membres et les collectionneurs en général auprès de la SCP. Les membres peuvent soumettre des questions d'intérêt commun aux deux Sociétés par l'entremise de cet agent.

**Joignez-vous à La SRPC**

# Membership Application Formulaire d'adhésion

Mr. / M     Mrs. / Mme     Miss / Mlle     Ms / Mdlle     Dr. / Dr.

First Name / Prénom:	Middle Initials / Initiales:	Last Name / Nom de famille:
Address / Adresse:		
City / Ville:	Province or State / Province ou État:	
Postal Code / Code postal:	Country / Pays:	
Telephone / Téléphone:		
E-mail Address / Courriel:		
Collecting interests / Intérêts philatéliques:		

The information collected on this form will be used for communications from The RPSC Office and its authorized suppliers. The Society publishes the name of each new member in *The Canadian Philatelist*. Your member information will be held confidential by the Society and will never be sold or traded to advertisers without your prior consent. If you have any questions, please contact The RPSC Office at 1-888-285-4143.

L'information fournie dans ce formulaire nous permettra de vous faire parvenir la correspondance de La SRPC et ses fournisseurs autorisés. La Société publie le nom de chaque nouveau membre dans *Le philatéliste canadien*. La Société assure la confidentialité de vos renseignements et s'engage à ne jamais les vendre ou les échanger auprès de fournisseurs et/ou d'agents de publicité sans avoir obtenu votre autorisation. Pour tous renseignements supplémentaires, veuillez communiquer avec La SRPC au 1-888-285-4143.

\_\_\_\_\_  
Signature

\_\_\_\_\_  
Date

## MEMBERSHIP and FEES / TYPES et FRAIS D'ADHÉSION

- |  |  |
|--|--|
| <input type="checkbox"/> Membership and <i>The Canadian Philatelist</i> – Fee \$35.00 including a one-time \$5.00 application fee. | <input type="checkbox"/> Membre et <i>Le philatéliste canadien</i> – Frais 35,00\$ inclus des frais d'administration unique de 5,00\$. |
| <input type="checkbox"/> <i>The Canadian Philatelist</i> only – Fee \$25.00  | <input type="checkbox"/> <i>Le philatéliste canadien</i> seulement – Frais 25,00\$   |
| <input type="checkbox"/> Membership only – Fee \$15.00   | <input type="checkbox"/> Membre seulement – Frais 15,00\$  |
| <input type="checkbox"/> Life membership – Fee \$600.00  | <input type="checkbox"/> Membre à vie – Frais 600,00\$   |
| <input type="checkbox"/> Family membership – Fee \$35.00 for first member, \$15 each subsequent member                             | <input type="checkbox"/> Famille – Frais 35,00\$ pour le premier membre, et 15,00\$ chacun pour tous les autres.                       |

## PAYMENT INFORMATION / INFORMATION SUR LE MODE DE PAIEMENT

All fees cover a 12-month period from date of initial publication and/or include 6 issues of *The Canadian Philatelist*. The RPSC reserves the right to adjust the terms. Payable in Canadian Funds if resident in Canada, otherwise payable in US Dollars or its Canadian equivalent. Life memberships are available. Please contact the National Office.

La cotisation couvre une période de douze mois à partir de la date de publication initiale et/ou donne droit à six numéros du *Philatéliste canadien*. Payable en devises canadiennes si résident au Canada et en devises américaines (ou leur équivalent en dollars canadiens) autrement. Des adhésions à vie sont aussi disponibles.

- Cheque enclosed. / Chèque ci-joint.
- Please charge my first year dues and all future payment of dues to my VISA card. / Veuillez porter les frais annuels, incluant les renouvellements annuels futurs à ma carte de crédit – VISA.

\_\_\_\_\_  
Name as appears on VISA card / Nom tel qu'inscrit sur la carte - VISA:

\_\_\_\_\_  
VISA Card Number / Numéro de la carte - VISA:

\_\_\_\_\_  
Expiry Date / Date d'expiration:

\_\_\_\_\_  
Signature

\_\_\_\_\_  
Date

Mail To / Postez à:

The Royal Philatelic Society of Canada / La Société royale de philatélie du Canada  
P. O. Box / C.P. 929, Station / Succ "Q", Toronto, ON, Canada, M4T 2P1  
Website / site internet: [www.rpsc.org](http://www.rpsc.org)

## DEPARTMENTS and COMMITTEES / SERVICES et COMITÉS

### Anti-Theft Committee / Comité anti-vo

Chairman: George Pepall, Kitchener, ON pepall@rogers.com  
 Quebec and Atlantic Provinces: Richard Gratton, FRPSC, Windsor, ON info@rpsc.org  
 West: Col. William G. Robinson, FRPSC, Vancouver, BC info@rpsc.org

### Canada Post Liaison / Liaison avec Postes Canada

Charles J. G. Verge, FRPSC, FRPSL, Toronto, ON cjgverge@rogers.com  
 Richard Logan, Ottawa, ON dicklogan@rogers.com

### Chapter Liaison / Liaison avec les chapitres

George Pepall, Kitchener, ON pepall@rogers.com

### Conventions, Regional & Local Shows / Conventions, Expositions régionales et locales

Kenneth Magee, FRPSC, Clinton, ON kmagee@tcc.on.ca

### Dealer Liaison / Liaison avec les négociants

R. F. Narbonne, FRPSC, McDonald Corners, ON info@rpsc.org

### Development and Planned Giving / Développement et dons par anticipation

Richard Logan, Ottawa, ON dicklogan@rogers.com

### Ethics Committee / Comité des plaintes

Col. William G. Robinson, FRPSC, Vancouver, BC info@rpsc.org

### 50-Year Club/Le Club des 50 ans

Michael Madesker, RDP, FRPSC, President/Président

### FQP Liaison / Liaison avec la FQP

François Brisse, FRPSC, Beaconsfield, QC fsbrisse@sympatico.ca

### Historian / Historien

Charles J. G. Verge, FRPSC, FRPSL, Toronto, ON cjgverge@rogers.com

### Insurance Plan / Plan d'assurances

Hugh Wood Canada Ltd., 201 - 4120 Yonge St., Toronto, ON M2P 2B8

### International Liaison / Liaison internationale

Charles J. G. Verge, FRPSC, FRPSL, Toronto, ON cjgverge@rogers.com

### Judging Program / Programme des juges

Dr. David Piercey, Edmonton, AB david.piercey@epsb.ca

### Legal Advisor

Theodor Kerzner, QC, Kerzner, MacDermid, McKillop, Toronto, ON

### Medals and Awards / Médailles et prix

Raymond Ireson, FRPSC, Roxboro, QC info@rpsc.org

### National Office / Bureau national

Peter Butler, Director/ Directeur  
 Margaret Schulzke, Executive Assistant / Adjointe Exécutive  
 P.O. Box / C.P. 929, Station, Succ Q Toronto, ON M4T 2P1, CANADA  
 Tel/Tél: (416) 921-2077, 1-888-285-4143 Fax/Télépr: (416) 921-1282  
 director@rpsc.org www.rpsc.org

### Public Relations / Relations publiques

Michael O. Nowlan, Oromocto, NB mgnowlan@nb.sympatico.ca

### Sales Circuit / Carnets de timbres en approbation

RPSC Circuits, Box 1109, Cochrane, AB T4C 1B2  
 Tel/Tél Fax/Télépr: (403) 932-2947 rpsc@telus.net

### Slide Program / Diapotheque

Elizabeth Sodero, FRPSC, Halifax, NS sodero@ns.sympatico.ca

### T.A.P.E. Executive Director / T.A.P.E. Directeur exécutif

Peter Butler, Toronto, ON pbutler@ilap.com

### The Canadian Philatelist / Le philatéliste canadien

P.O. Box/C.P. 929, Station/Succ Q, Toronto, ON M4T 2P1  
 Editor / Rédacteur, Tony Shaman, FRPSC, PO Box 43103, Kitchener, ON N2H 6S9  
 tshaman@rogers.com  
 Advertising: Jim Szeplaki (905) 646-7744 ext. 223, jims@trajan.ca

### Website / Site internet

D. Robin Harris, FRPSC, webmaster@rpsc.org

### Youth Education / Éducation de la jeunesse

Yvan Latulippe, St. Joachim-de-Shefford, QC yvan.latulippe@sympatico.ca

## LIST OF ADVERTISERS / LISTE DES ANNONCEURS

BNAPS.....	297
Brigham Auctions.....	279
Canada Post.....	258
Canadian Stamp News.....	310
Coates & Coates.....	265
CPS of Great Britain.....	295
CSDA.....	301
Eastern.....	259
E.S.J. van Dam.....	297
Gary J. Lyon's.....	319
Greenwood.....	273
Jeff Melski.....	283
John Sheffield Philatelist Ltd.....	265
Maresch, R. & Son.....	320
Mark Lane.....	297
Northwestern Philatelic Auctions.....	290
Postal History Society of Canada.....	291
ROYAL*2007*ROYALE.....	311
RPSC Research Foundation.....	301
RPSC Sales Circuit.....	306
Saskatoon.....	269
Vance Auctions.....	297
Vincent Graves Greene Philatelic Research Foundation.....	283

We acknowledge the financial support of the Government of Canada through the Publication Assistance Program (PAP) toward our mailing costs.

Nous remercions le gouvernement du Canada pour son appui financier pour nos frais de poste par l'entremise du Programme d'assistance aux publications (PAP).



*The Canadian Philatelist* (ISSN 00-45-5253) published bimonthly by Philaprint Inc. 10 Summerhill Avenue, Toronto, Ont., M4T 1A8. Printed and produced in Canada by Trajan Publishing Corporation. ©Philaprint Inc. 2007. Opinions expressed herein are those of individual authors only and neither the Publisher nor The Royal Philatelic Society of Canada accepts responsibility for them. Manuscripts should be typewritten or submitted on computer disk. Only original articles will be considered. Books and Literature for review should be submitted to the editor. None of the editor, the Society, the publisher nor any officer or director either incurs any liability for any article or manuscript or any item accompanying such article for photography, all of which are at the sole risk of the person submitting same. Indexed in the Canadian Magazine Index and available online in the Canadian Business and Current Affairs Database. The Publisher reserves the right to decline any advertising and acceptance does not imply endorsement of the product or service.

Subscription price for members of The Royal Philatelic Society of Canada \$25.00 per year. This amount is included in membership fees and the members automatically receive the journal. Non-members \$30.00 per year. Changes of address, undeliverable copies and orders for subscriptions should be sent to PO Box 929, Station Q, Toronto, Ont., M4T 2P1. Return postage guaranteed. Publications Mail Registration No. 09828.

*Le philatéliste canadien* (ISSN 00-45-5253), bimensuel publié par Philaprint Inc., 10 Summerhill Avenue, Toronto, Ont., M4T 1A8. Fait et imprimé au Canada par Trajan Publishing Corporation. ©Philaprint Inc. 2007. Les opinions émises sont celles des auteurs seulement et ni l'éditeur, ni La Société royale de philatélie du Canada n'accepte leur responsabilité. Les manuscrits doivent être écrits à la machine ou soumis sur disquette d'ordinateur. Seuls les articles originaux seront pris en considération. Les livres et articles à examiner doivent être soumis au rédacteur en chef. Aucune responsabilité n'est acceptée par le rédacteur, la Société, l'éditeur ou tout membre du bureau ou du comité directeur, pour tout article, manuscrit ou tout autre document, comme des photographies, accompagnant ledit article ou manuscrit. La personne soumettant l'article sera seule responsable. Figure à l'Index des magazines canadiens et est disponible sur Internet sous les bases de données de la Canadian Business and Current Affairs. L'éditeur se réserve le droit de refuser toute publicité; l'acceptation n'implique en rien une recommandation du produit ou du service.

Le prix de l'abonnement est de 25 \$ par an pour les membres de La Société royale de philatélie du Canada. Ce montant est inclus dans la cotisation et les membres reçoivent automatiquement le magazine. L'abonnement pour les non-membres est de 30 \$ par an. Les changements d'adresse, les exemplaires non-livrés et les demandes d'abonnement doivent être envoyés à : C.P. 929, Succursale Q, Toronto, Ont., M4T 2P1. Le port de retour est garanti. Le numéro d'enregistrement des éditions est : 09828.

# Contents

## Table des matières

### articles & information

An Invitation to Join / Joignez-vous à ..... 260

Membership Application / Formulaire d'adhésion..... 261

Departments and Committees / Services et comités.....262

Alphabetical List of Advertisers / Liste des annonceurs..... 262

Editor's Notes / Notes du rédacteur.....264

In The Mailbox / Dans la boîte aux lettres .....266

News, Views, & Happenings /  
Nouvelles, opinions et évènements.....268

Palmares / Résultats .....298

President's Page / La page du président..... 302

Membership Reports / Des nouvelles de nos membres ..... 303

Chapter Chatter / Parlons des chapitres .....304

Coming Events / Calendrier .....307

Chapter Meetings / Réunions des clubs membres .....308

Classifieds / Annonces classées ..... 310

Book Reviews / Ouvrages parus ..... 312

In My Opinion / A mon avis .....318

### the cover / page couverture:

#### Endangered Species: 2007 October Stamp Month Issue

Leatherback turtles are the largest of all sea turtles, measuring well over two meters in length. The male weighs between 500 and 1,000 kilograms.

At one time, these huge reptiles numbered in the millions but their population has been decimated in recent years. These remarkable amphibians need man's protection, as indeed do its three companion creatures depicted on this year's October Stamp Month commemorative issues, if they are to be saved from extinction.

#### Les espèces en voie de disparition :

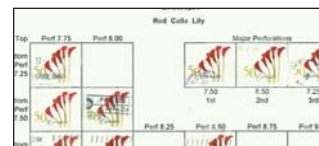
#### émission du Mois de la philatélie, octobre 2007

La tortue luth est la plus grande des tortues de mer. Sa longueur dépasse facilement deux mètres et le mâle pèse entre 500 et 1000 kilogrammes.

Il fut un temps où ces énormes reptiles se comptaient par millions, mais ces dernières années, ils ont été décimés. Ce sont de remarquables amphibiens, et tout comme les trois créatures représentées sur l'émission commémorative du Mois de la philatélie de cette année, elles ont besoin de la protection de l'homme afin d'éviter l'extinction.



The Beginning of Special Delivery  
by George B. Arfken, FRPSC and William S. Pawluk ..... 270



Calla Lily Perforations  
by Al Robb and Ernie Wlock ..... 272



The Saga of the Red Calla Lily - part 1  
by Tony Edward ..... 274



Barometers and Stamps  
by Michael Peach ..... 284



Letter Carrier Shoulder Badges  
by Tony Shaman, FRPSC ..... 286



Graf Spee: The Final Chapter  
by Ken Lewis ..... 288



Single Page Exhibits ..... 291



Fundraising for the Polish Cause - part V  
by JJ Danielski ..... 292



Centennial Exhibition at the RPSL  
by Ken Lewis ..... 296



Transcribing Sounds  
by Michael Madesker, RDP, FRPSC ..... 300



Varieties  
by "Napoleon" ..... 301



## EDITOR'S notes notes du RÉDACTEUR

by / par Tony Shaman, FRPSC

Is October as Stamp Collecting Month just another officially designated month by well meaning people or is it a designation to be taken seriously? If it is the latter, and I sincerely hope that it is, what can we do to help promote our great hobby?

Canada Post is obviously doing its share with the release of October Stamp Month issues combined with an extensive publicity campaign. But CP should not be expected to do the entire job by itself. As philatelists, we have a vested interest in insuring that as many people as possible become aware of the enjoyment that stamp collecting can bring.

This editorial, for the most part, preaches to the converted. Nevertheless, it may be worthwhile to summarize some of the ways that each one of us can help to expand the hobby and, for those of us already in it, to make it more enjoyable.

For example, can we take our collecting experience to another level in an effort to derive greater satisfaction? Better still, can we let others know about the pleasures of stamp collecting? One way of sharing our hobby is to exhibit our collections at stamp shows. The numerous local stamp shows without judged exhibits is a wasted opportunity. Without exhibits, these "shows" miss a chance to educate visitors on the benefits that philately offers.

Not letting the local print and electronic media know about our shows is another squandered opportunity. On a slow news day, we may be pleasantly surprised at the news coverage we can get with a little effort on our part. Of course, we cannot rely on slow news days to coincide with our show dates and we must give the news media a good reason to cover our shows.

One way that has been successful in attracting the attention of local media is to feature an exhibit with local content. An example might be a postmark exhibit featuring covers cancelled and mailed at area post offices.

Have we ever asked ourselves why, for the most part, non-collectors do not attend stamp shows? Art, glass, doll, antique, model railway, die cast toys, and postcard shows, to name a few, do not seem to have problems attracting crowds despite their admission charge. Is it because people do not understand what stamp shows are about?

Octobre, le Mois de la philatélie. S'agit-il d'une appellation officielle parmi tant d'autres, inspirée par des gens bien intentionnés, ou d'une réalité à prendre au sérieux? Si cette dernière proposition est véridique, et j'espère sincèrement qu'elle l'est, que pouvons-nous faire pour promouvoir notre passe-temps?

De toute évidence, Postes Canada s'en charge en émettant des timbres pour célébrer l'occasion et en organisant une campagne publicitaire impressionnante. Mais nous ne devons pas nous attendre à ce que la société accomplisse tout le travail. En tant que philatélistes, nous avons un intérêt dévolu à voir le plus grand nombre de personnes possible connaître les joies de la collection de timbres.

Le présent éditorial prêche en grande partie à des convertis. Néanmoins, il convient sans doute de souligner certaines façons dont chacun d'entre nous peut contribuer à faire rayonner notre passe-temps et, pour ceux qui le font déjà, à rendre la tâche encore plus agréable.

Pouvons-nous, par exemple, pousser notre expérience philatélique à un niveau supérieur afin d'en retirer davantage de satisfaction? Ou encore mieux, pouvons-nous parler à d'autres personnes du plaisir qu'apporte la collection de timbres? L'une des façons d'ouvrir notre passe-temps à d'autres consiste à montrer nos collections. On ne met pas assez à profit les nombreuses expositions locales où les collections ne sont pas jugées. Quand aucune collection n'est présentée pendant ces « expositions », nous manquons une occasion d'informer les visiteurs des avantages de la philatélie.

Omettre d'aviser les médias locaux et électroniques de nos activités est une autre façon de rater des possibilités. Les médias n'ont pas toujours beaucoup de nouvelles à annoncer, à nous de leur en fournir. Nous pourrions être agréablement surpris de l'attention qu'ils nous accorderont. Il ne s'agit évidemment pas de compter sur le fait que les journées peu fertiles en nouvelles coïncideront peut-être avec les dates de nos expositions. C'est pourquoi nous devons fournir aux médias une bonne raison de s'intéresser à nous.

Par le passé, nous avons obtenu du succès avec les médias locaux en intégrant un contenu local à nos expositions. Par exemple, des marques postales présentant des plis oblitérés et postés dans des bureaux de poste de la région.

Nous sommes-nous déjà demandé pourquoi les non-collecteurs ne visitent généralement pas les expositions philatéliques? Alors que les expositions d'art, de poupées, d'antiquité, de chemins de fer miniatures, de jouets coulés sous pression et de cartes postales, pour n'en nommer que quelques-unes, ne semblent pas avoir de difficulté à attirer les foules bien qu'elles exigent des droits d'entrée. Serait-ce parce que les gens ne comprennent pas en quoi consiste une exposition philatélique?



Perhaps we need do a better job of educating the public. And what better time than during October Stamp Month? It is one time when clubs can piggy-back on publicity generated by Canada Post.

If we do not put any effort into giving the local media a reason to publicize our shows they will not likely fall all over themselves to do so. But with a bit of imagination every club can come up with an idea that will attract media attention. Newspapers and TV stations use an angle, slant, or hook, to sell their stories to the public. It is time that we played the same game.

In this edition we continue the series of articles by JJ Danielski outlining the efforts of Polish Americans to raise funds from the sale of a variety of stamps for the Polish cause during the World War I years.

Ken Lewis looks at a World War II story. He writes about a cover sent home by a sailor who served aboard the battleship *Graf Spee* before she was scuttled by her captain off the coast of Uruguay in 1939.

Due to space limitations in the last issue we were unable to include the illustrations that Ken submitted with his article appearing in the May-June 2007 issue, pages 160-161, describing his visit to the Centennial Exhibition at the headquarters of the Royal Philatelic Society of London. We have remedied that shortcoming and included them in this issue. I am confident that you will enjoy the images of the pictured historic artefacts.

Judging by the number of letters to the editor about print flaws and stamp varieties, readers certainly have an interest in this area of collecting. We are happy to include in this issue two articles dealing with the varieties found on the Calla Lily stamps. They nicely complement each other and shed new light gleaned from the authors' original research.

Michael Peach, a long time contributor, looks at stamps depicting barometers. His accompanying artwork provides special eye appeal.

Articles and monographs by several other long-time and regular contributors complete this issue. We hope that you will enjoy reading them as much as we did selecting them for your October Stamp Month issue. ☒

Nous devons peut-être améliorer nos efforts d'éducation du public. Quel est le meilleur moment pour agir sinon en octobre, le Mois de la philatélie? Un moment où les clubs peuvent tirer avantage de la campagne de publicité de Postes Canada.

Si nous n'essayons pas de donner aux médias locaux une raison de parler de nos expositions, ils ne se mettront pas en quatre pour le faire. Mais, avec un peu d'imagination, chaque club pourrait trouver une idée qui attirera leur attention. Les journaux et les chaînes de télévision présentent leurs reportages selon une formule, un angle et un aspect particuliers afin de les vendre au public. Il est temps que nous les imitions.

Dans le présent numéro, nous poursuivons la série d'articles de J. J. Danielski soulignant les efforts des Américains d'origine polonaise qui ont vendu des timbres en vue de collecter des fonds pour la cause polonaise durant la Première Guerre mondiale.

Quant à Ken Lewis, il s'intéresse à la Deuxième Guerre mondiale. Il nous parle d'une lettre envoyée à la maison par un marin à bord du *Graf Spee* avant qu'il ne soit sabordé par son capitaine au large des côtes de l'Uruguay, en 1939.

En raison d'un manque d'espace dans le numéro de mai-juin 2007, nous n'avions pas pu inclure les photos que Ken avait soumises avec son article sur une visite à la Centennial Exhibition, au siège social de la Royal Philatelic Society of London, pages 160-161. Nous avons remédié à la situation en les incorporant au présent numéro. Je suis convaincu que vous aimerez contempler les images des artefacts historiques qu'il décrivait.

Si on en juge par le nombre de lettres que nous recevons sur les erreurs d'impression et les variétés de timbres, nos lecteurs ont un intérêt manifeste pour ce domaine de collection. Nous sommes heureux d'inclure au présent numéro deux articles portant sur des variétés de timbres représentant des lys Calla. Ils se complètent bien et jettent un éclairage nouveau sur le sujet grâce à la recherche originale de leurs auteurs.

Michael Peach, un collaborateur de longue date, s'intéresse aux timbres décrivant des baromètres. L'œuvre d'art qui accompagne l'article exerce une attraction particulière sur l'œil.

Des articles et des monographies signées de plusieurs collaborateurs, habituels et de longue date, complètent ce numéro. Nous espérons que vous aurez autant de plaisir à les lire que nous en avons eu à les choisir pour la publication du numéro d'octobre, le Mois de la philatélie. ☒

**CANADA & PROVINCES**

Visit our Web site at: [www.canstamp.com](http://www.canstamp.com)  
or order a FREE catalogue by mail or e-mail.

Bi-Monthly 3000+ lot auctions specializing in items from \$10 to \$10,000.



**COATES & COATES**  
**PHILATELIST**

**Coates & Coates**  
**Philatelist**

University Plaza, Box 63064  
Dundas, Ontario L9H 6Y3 Canada  
Ph: 905-627-8381 • Fax: 905-627-5586  
[canstamps@sympatico.ca](mailto:canstamps@sympatico.ca)

**COMING THIS FALL!**

*An Important Public Auction of*  
**POSTAL HISTORY**




Entire auction may be viewed online at  
[www.johnsheffield.com](http://www.johnsheffield.com)

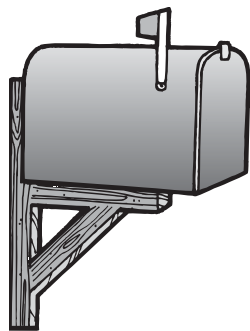
To reserve a catalogue send \$5 to:

**John Sheffield Philatelist Ltd.**



P.O. Box 81-R, Lambeth Stn.  
London, Ontario, Canada N6P 1P9  
Email: [john@johnsheffield.com](mailto:john@johnsheffield.com)





## in the MAILBOX dans la boîte aux LETTRES

### MOURNING HAS BROKEN? —

Dear Editor,

In the May/June 2007 edition of *The Canadian Philatelist* a letter from Ken Lewis, on the subject of mourning covers, states that they come in two types and he proceeds to distinguish the uses of the two. While I certainly don't consider myself an authority on the subject, I refer to my "bible" on the subject i.e., a book entitled *Mourning Covers - The Cultural and Postal History of Letters Edged in Black* by Ernest A. Mosher.

In his book, he devotes a chapter to "Black Border Widths and Myths" and concludes that there is no evidence that the period of mourning had any influence on the size of the border or to vary it on the relationship between the sender or receiver. He also quotes another authority who suggests that most people used whatever was available.

Robert S. Traquair  
Toronto

### "METERED" OPINION —

Dear Editor,

Opportunities for collecting other areas than adhesive stamps was discussed in the "in my Opinion" column.

An example of some opportunities in postage meter collecting are listed below.

Postage meter impressions can be collected by:

1. Catalog number, one example per number.
2. Slogans as cover corner cards, even by theme.
3. Town names in a selected area, or even Canada.
4. Postage rates – standard, ad-mail rates, parcel rates

### TRUE BLUE? —

Dear Editor,

Here is an interesting error I would like to share with your readers. I found this item at a rural post office in late 2004. I've checked many dealer stocks and talked with many collectors and no one else has seen one like this.

Unitrade Specialized Catalogue #1930 v; Booklet #253; \$1.25 international rate; purple.

Please note on the enclosed photo that the centre booklet is "blue" instead of "purple." Also the booklet is mis-cut resulting in a C-tag error on the stamps at right.

The mis-cut and C-tag are nice varieties, but I think the wrong colour, blue instead of purple, make this a most interesting error.

Please write me at my address if you find any of this "blue" variety.

Steve Trask,  
PO Box 1358, Battleford, SK S0M 0E0



From left to right: Booklet #253, #1930v, purple, Canada Post logo on cover; "Blue" variety, mis-cut and C-tagged at right; Canada Post logo on booklet cover black & white; Coil #1930, purple.

5. Postage meters from one meter company.
6. By postage meter serial number.
7. Meter tapes instead of full covers, to reduce storage space.
8. Every postage meter type for a single town, say Guelph.
9. An area I haven't thought about.

Standardized digital postage meter impressions make some of the above difficult but with access to quantities of free covers any of the above areas can be an addition to your hobby.

Ross Irwin  
Guelph. ON

HEAD ABOVE THE REST

Dear Editor,

My sincere congratulations for what you have wrought in *The Canadian Philatelist*. It can now hold up its head with its rivals!

**Jack Ince, FRPSL  
Stirling, ON**

WELL-COVERED

Dear Editor,

My copy of the July / August issue of *The Canadian Philatelist* arrived here today. As usual, it is full of interesting material.

Thanks for the wonderfully professional presentation of my piece on José Ortega! The colour on the front cover is particularly eye-catching.

All the best and have a wonderful summer.

**John Peebles, FRPSC  
London, ON**

SCOUTS HONOUR

Dear Editor,

While I agree with most of your comments in your July / August editorial, I was surprised about your comment on the Boy Scouts. There is still a Collectors badge both at the Wolf Cub and Boy Scout levels and the youth can earn them by having a stamp collection. At The Royal in Calgary last year, one of the cancellations that was used featured the Cub Collector badge.

While this badge is still available, I will admit that most of these badges are earned with Sports card or similar collections and not stamps or coins but we still get some. Scouts On Stamps Society International actively promotes stamp collecting among Scouts and I will be doing just that at the upcoming Pacific Jamboree in a few weeks. Also there is a Scout stamp coming out July 25 that hopefully might interest some in starting a stamp collection.

**J. Alex Hadden  
Deputy Area Commissioner,  
Scouts Canada  
Member, RPSC  
Treasurer, Scouts On Stamps  
Society International**

TERRITORIALY SPEAKING

Dear Editor,

RE: Imperial Penny Postage.

I refer to Michael Peach's article under this title in the July / August issue on pages 208 / 209. The example of a Penny Post cover from England to Lagos, date stamped Aug 18, 1899 is a fine example of this postage rate. However, there are some details of the political evolution of this part of colonial West Africa which need clarification, as under:

1. Dec. 1851 - Signature of an anti-slavery treaty between Britain and King Akitoye of Lagos.
2. 1853 - Britain established a consulate with responsibility for Lagos and the Bight of Benin.
3. In 1861 - Owing to failure to observe the terms of the anti-slavery treaty, Lagos was occupied by the Royal Navy and colonial status was declared over the port and the island and the territory was ceded to Britain.
4. Additional districts on the mainland came under control of Lagos, they were included in a protectorate to facilitate administration, resulting in the full title of government as "The Colony and Protectorate of Lagos."
5. However changes in the form of government were effected on Feb. 19, 1866 by charter and Lagos became part of the West-African Settlements administered by a Governor-in-Chief at Sierra Leone.
6. In 1874, Lagos and its territory became part of the Gold Coast, the inland boundaries remaining indefinite, but Lagos issued its first postage stamp.
7. Further expansion of Lagos territory continued so that by 1885 the Protectorates to the east reached to within 10 miles of the Benin River. As a result, Lagos was again declared and independent colony and protectorate separate from the Gold Coast.
8. Partly as a result of military action, expansion of the territory contin-

ued so that finally by an order-in-Council on Dec. 27, 1899, the colony and protectorate of Lagos were extended to the boundaries of the nascent Northern and Southern Nigerias, which were gazetted from Jan. 1, 1900.

9. On Feb. 16, by a further Order-in-Council, effective May 1, 1906, the Lagos territories were incorporated with adjacent areas forming the Colony and Protectorate of Southern Nigeria with its capital at Lagos.

Notes:

1. At no period did any part of the Lagos Territories come within the control of the Niger Territories (i.e. The Royal Niger Company).
2. Readers wishing to learn more about the early development of the British Nigeria Region are referred to the standard reference on this subject. *The Postal Services of the British Nigeria Region*, by Ince & Sacher, published by the Royal Philatelic Society, London, UK 1992.

A copy of this book is held in the Vincent Graves Greene Foundation Library, Toronto and by the American Philatelic Society.

**Sincerely,  
Jack Ince, FRPSL  
Stirling, ON**

TRADE YA!

Dear Editor

I am interested in beginning a collection of modern day covers, and I've been looking (without success) for some sort of group or club involved in mailing covers to fellow collectors, and vice versa. I started in stamp collecting when I was 12, but gave it up after a few years. I remember learning of such clubs during that first "wave" of philatelic enthusiasm. And your organization seemed to be the appropriate forum to make my request. Any information you could supply me regarding "mail clubs" (yes, I googled that term, but found nothing) would be appreciated.

**Kelly Halabura  
s\_stangle@hotmail.com**

# news, views & HAPPENINGS

## nouvelles, opinions et ÉVÈNEMENTS

### Joint Efforts Rewarded

The International Philatelic Society of Joint Stamp Issues Collectors (IPS-JSIC) has announced the joint issue winners chosen by its members as follows:

**Best Joint Issues for the year 2006:** Austria Post and Hong Kong Post are the recipients of the 2006 Best Joint Issue award for the Fireworks issue released on August 22, 2006. It was designed by Adolf Tuma (Austria) and Arde Lam (Hong Kong). It was printed by Österreichische Staatsdruckerei (Austria).

Second place was awarded to Finland and Sweden for the Suomenlinna issue, released on May 4, 2006.

Third place was awarded to Canada and the United States for the Champlain issue released on May 28, 2006.

The selection was made among 32 joint issues released in 2006 by 57 postal administrations representing 49 countries for a total 148 stamps and 34 souvenir sheets. Omnibus and territorial issues were excluded from the contest.

Joint stamp issues are stamps released by two or more postal administrations on the occasion of a common event or anniversary and which are characterized either by a common design or the same date of issue or both.

### Certified Authentic... NOT!

Five low-quality counterfeits of American Philatelic Expertizing Service (APEX) certificates accompanied stamps offered to a collector in Hong Kong recently. The American Philatelic Society learned of the deception from an e-mail sent to APS Deputy Executive Director Ken Martin on December 4, with digital attachments showing the five certificates.

Legitimate APEX certificates have the following characteristics:

They always include two signatures whereas both styles of the fakes have the same single, illegible signature.

They never include a catalogue value, as all five of these counterfeits do.

They have unique numbers, no more than six digits long. Three of the forgeries have seven-digit numbers preceded by "APEX," the other two have eight- and nine-digit numbers.

Photos of the forged certificates are available from Fred Baumann. Readers desiring additional information on this topic should contact him at: [fred@stamps.org](mailto:fred@stamps.org).

---

### 2007 APS Election Results

The members of the American Philatelic Society have elected their new slate of officers (in an election in which every office was contested) as follows.

President: Nicholas G. Carter, Maryland.  
Secretary: Wayne Youngblood, Wisconsin.  
Treasurer: W. Danforth Walker, Maryland.

The three-member board of vice presidents: Steven Jeffrey Rod; Wade Edgar Saadi; and David Lee Straight.

Four director-at-large are Robert P. Odenweller, New Jersey, Denise Stotts, Texas, Joann Lenz, Michigan, and Michael D. Dixon, Maryland,

Serving a six-year term as a trustee of the American Philatelic Research Library is Rob Haeseler, Pennsylvania.

---

### APRL Founder Patron Election Results

The Founders and Patrons of the American Philatelic Research Library have elected Charles J. Peterson, of Laurel, Maryland, as their Founder/Patron Representative to the APRL Board for the third consecutive term. Peterson ran unopposed. More than 50 per cent of the ballots were returned. There were no write-in votes.

Peterson was a Founder member of the Library. Previously he served as president of the Library Board of Trustees from 2001-2005. He also served as editor of the *Philatelic Literature Review*, quarterly journal of the APRL, from the first quarter 1971 to fourth quarter 1985.





# CANADA • BNA

*From Choice Classics to Modern Errors & Varieties*



*Our Specialty...*



*...The Unusual*



View and shop our on-line database of Canadian and BNA stamps at:

[www.saskatoonstamp.com](http://www.saskatoonstamp.com)

Our web site offers an **on-line shopping cart** where you can look through and order from our large stock of **Canadian and BNA stamps and literature**. You can also start a **want list**, see which **upcoming shows** we will be attending, find out what kind of material we are **looking for**, and much more.

**FREE ON REQUEST:**

*Our current private  
treaty catalogue of  
Canadian and BNA stamps.*

*Call, Fax, E-mail or Write.*

## WANTED: CANADIAN ERRORS

We are always on the lookout for new and better errors and varieties. Let us know what you have for sale.

**IMPERFS - MISSING COLOURS - INVERTS - MISPERFS - COLOUR SHIFTS - PRINTED ON GUM - BETTER VARIETIES**



**WANTED: NEWFOUNDLAND GUY ISSUE of 1910-11** (#87-103) and 1914 Money Order Tax overprint (#NFM 1) and all varieties. Proofs, mint or used multiples, Whitehead Morris trade sample sheets of 4, in any color and singles and pairs from those that were cut up. Any Die Proofs would be wonderful. Just getting started on Postal History of this issue so any covers are of interest, particularly usages to anywhere outside of Newfoundland with any combination of stamps. Single usages of any values other than 1¢ & 2¢ and these are still of interest if they carry nice clear postmarks of smaller Newfoundland towns. On this issue I'm a collector, not a dealer, so you don't have to be kind on pricing - Kind is you offering me the opportunity to acquire some neat items that will enhance the collection. Please phone or fax John Jamieson at Saskatoon Stamp Centre or email directly at [ssc.john@saskatoonstamp.com](mailto:ssc.john@saskatoonstamp.com)

*Internationally Recognized as a Leading Dealer in Canadian Errors and Varieties*

## SASKATOON STAMP CENTRE



P.O. Box 1870, Saskatoon, SK, S7K 3S2 Canada  
Call TOLL FREE 1-800-205-8814 in North America  
Phone: (306) 931-6633



Fax: (306) 975-3728

Web site: [www.saskatoonstamp.com](http://www.saskatoonstamp.com)

E-mail: [ssc@saskatoonstamp.com](mailto:ssc@saskatoonstamp.com)

# The Beginning of SPECIAL DELIVERY

By George B. Arfken, FRPSC, and William S. Patuluk

Canada's special delivery service began on July 1, 1898 for cities having free letter carrier delivery service<sup>[1]</sup>. The announcement came in a Circular to Postmasters dated July 7, 1898. The conditions for special delivery may be summarized as:

Letters posted at any Post Office in Canada ... shall ... be specially delivered (under the following conditions)

1. Addressed to a City Post Office having Free Delivery by Letter Carrier,
2. Prepaid by a Special Delivery stamp,
3. The words "Special Delivery" written above the address at upper left, *(This condition was often ignored.)*
4. Between 7 a.m. and 10 p.m. daily except Sunday.

At this time there were 14 cities with free letter carrier delivery service. Additional cities were added as their population and postal activity grew. Hillman<sup>[2]</sup> has listed the dates on which Canadian cities received free letter carrier delivery service. For identifying and paying for special delivery, the Post Office issued the distinctive 10¢ green (*Scott No.E1*) on June 28, 1898.

The first special delivery letter from the Ottawa Post Office is shown in Figure 1. The violet 2¢ Maple Leaf paid the 2¢ drop rate for cities having free letter carrier delivery. The cover bears the mailing time and the delivery time.



Figure 1. A special delivery drop letter, Ottawa, Saturday, July 2, 1898. Courtesy of Charles A. Jacobson.

Imperial Penny Postage was instituted on December 25, 1898 and a week later, on January 1, 1899, Canada's domestic letter rate was reduced from 3¢ per ounce to 2¢ per ounce. There was a shortage of 2¢ stamps so 3¢ Maple Leaves and 3¢ Numerals were surcharged 2¢. An example of special delivery of a cover franked with a 2¢ provisional Numeral is shown in Figure 2.



Figure 2. Posted in Brantford, Ont., August 21, 1899 for special delivery in Hamilton.

Registered letters were eligible for special delivery. Maple Leaf examples are rare. Figure 3 shows a special delivery registered letter. The postage was paid by the 2¢ violet entire, (*Unitrade 10*). The 5¢ Maple Leaf paid for registration and the 10¢ (*SC E1*) paid for special delivery.




Figure 3. Special delivery for a registered cover from Ottawa, January 25, 1899 and addressed to Hull. P.Q.

Although Hull did not receive free letter carrier delivery service until 1910, a service may have been instituted, perhaps, as a carry over of the adjacent

post office mailing arrangement between the two postmasters. The Figure 3 cover with the m/s notation "received 4.12 pm 25/ 1/ 99" suggests that the cover received special handling.

Post cards were eligible for special delivery. Figure 4 shows an Edwardian card, posted in Toronto, March 23, 1908 and franked with an E1 for special delivery. The writer declined a dinner engagement probably at the last minute.




Figure 4. A special delivery post card, Toronto, March 23, 1908.

Sometimes writers were careless. Figure 5 shows a special delivery cover with the required 2¢ postage unpaid! Following regulations, the post office honored the request for fast service. The cover was forwarded to London, Ont. with a big black 4, the 2¢ deficiency doubled, to be collected. The two 2¢ postage due stamps were affixed in London.



Figure 5. A special delivery cover, postage unpaid. Forwarded by the London & Windsor Ry. P.O., July 18, 1907. Four cents to be collected in London.

The September 17, 1907 Revised Circular offered an alternative to using the special delivery stamp. Instead, the writer could (1) pay with "postage stamps to the value of 10 cents additional to ordinary postage" and (2) have "the words Special Delivery legibly written across the upper left corner of the address." The cover of Figure 6 took advantage of this alternative.



Figure 6. Special Delivery to Montreal from Ottawa, January 31, 1909, with the fee paid with ordinary postage stamps.

The U.S. had special delivery service since 1885. This U.S. special delivery service could be requested and paid for with a U.S. 10¢ special delivery stamp. Adding the U.S. stamp to a letter going to the U.S. would get special delivery of the Canadian letter at the U.S. destination. As a courtesy, some of the larger Canadian post offices carried the U.S. special delivery stamps. It appears that this system was entirely unofficial, that there was no authorization, at least not during the 1897 - 1911 period. Effective January 1, 1923, a reciprocal agreement between Canada and the United States resulted in each country recognizing the others Special Delivery stamps as payment for the service in that country. Figure 7 illustrates this international special delivery service. ☒



Figure 7. Posted in Toronto, April 10, 1902 and addressed to Worcester, Mass., U.S.A. Special delivery was requested for delivery in Worcester by affixing a U.S. running messenger special delivery stamp.

## REFERENCES

- [1] This article was adapted from *A Canadian Postal History, 1897 - 1911* by Arfken and Pawluk.
- [2] Hillman, Thomas A. *The Post Office in Canada*, 2003. P. 122.

# Calla Lily Perforations

By Al Robb and Ernie Wlock

As a couple of members of the Saskatoon Stamp Club who have opted to spend winter nights going through thousands of the red Calla Lily stamps checking their perforations we have thus far identified 61 different perforation combinations. To keep track of our findings, we constructed a grid showing perfs from 6.50 to 9.25, as illustrated.

CANADA Red Calla Lily						
Top	Perf 7.75	Perf 8.00	Major Perforations			
Bottom Perf 7.25						
Bottom Perf 7.50						
Bottom Perf 7.75						
Bottom Perf 8.00						
Bottom Perf 8.25						
Bottom Perf 8.50						
Bottom Perf 8.75						
Bottom Perf 9.00						
Bottom Perf 9.25						

CANADA Red Calla Lily						
Top	Perf 6.25	Perf 6.50	Perf 6.75	Perf 7.00	Perf 7.25	Perf 7.50
Bottom Perf 6.25						
Bottom Perf 6.50						
Bottom Perf 6.75						
Bottom Perf 7.00						
Bottom Perf 7.25						
Bottom Perf 7.50						
Bottom Perf 7.75						
					Bottom Perf 8.00	
					Bottom Perf 8.25	

Ski Slope      Ski Slope

Top                  Bottom

To simplify the charting, we rounded to the nearest .25 each perforation that we measured. In addition to the 61 different combinations, we have also found the "Ski Slope" variety at the top and bottom of some stamps. Ski Slope is the term given by collectors to the variety consisting of a deep, jagged V-shape cut between the 3rd and 4th stamps above the gutter on the roll of coil stamps. It can be found on about one in 10 rolls of the 50-cent Calla Lily denomination, on the 85-cent Yellow Calla Lily, and on the \$1.45 purple Dutch Iris stamps. The flaw may have been created by some sort of damage to the die cut mat and went undetected by the printer, Lowe-Martin, on the early printings.

The three major perforations, in order of frequency occurrence, are 7.50, 8.50, and 7.25, with the 7.50 perforation the most common and 7.25 the least common of the three varieties. ☒



# WANTED

**We can sell your Canadian or foreign stamp collections or accumulations on consignment for the nominal fee of 10%.**

*Please enquire before forwarding material.*

R.F. NARBONNE, FRPSC, OTB

Telephone 1-613-278-1555

Call Toll Free 1-800-247-5619

(Canada Only)

## **GREENWOOD STAMP COMPANY**

PO Box 102  
McDonalds Corners,  
Ontario K0G 1M0

*— Since 1962 —*

# The Saga of the Red Calla Lily - PART 1

By Tony Edward

The simplicity in design of the Calla Lily stamps disguises their oddly complex construction and configuration. Their paper, their tagging, their gutter separators, their colours and their perforations all come together to make these one of the most variable and difficult of Canadian stamps for the serious philatelist. Produced by the Lowe-Martin Company on Fasson Canada Inc. paper and issued in coil format in 50¢ denomination, and coil or booklet format in 85¢ denomination, the Calla Lily stamps were first issued December 20, 2004 and remained the domestic and US postal rate stamps until replaced by the 51¢ and 86¢ stamp issues in 2005.

The following research is based entirely on postally used, 50¢, red Calla Lily coil stamps. By selecting only postally used stamps, taken from bulk purchases of used stamps, I get a supply of stamps from an extensive variety of sources, circulated extensively across the country, and from a substantial range of unique coils. This ensures a representative range of stamps significantly well distributed across the entire universe of red Calla Lily stamps produced. This survey could have been done on a corresponding quantity of new rolls of coil stamp obtained from the local post office, or philatelic sales division of Canada Post, but that would have limited the research to a singular group of stamps probably printed and packaged during the same time period, and issued as a discrete group. The validity and reliability of any research is limited by the quality and quantity of its data.

This research has been completed using stamps culled from several different bulk purchases of postally used stamps obtained through auction sales, the first purchase in the early summer of 2005, and the last in the late summer of 2006. Anecdotal evidence presented by the different purchases also confirms this research.

## Their Paper

Canadian stamps, in general, are renowned for the variability of paper fluorescences used in their pro-

duction. A cursory glance at a mixture of the red Calla Lily stamps would suggest that they were all produced on a non-fluorescent paper. However, from this in-depth study I have uncovered two levels of paper fluorescence on the 50¢, red Calla Lily, coil stamps.

I use a 14-point scale for the assessing stamp paper fluorescences. This scale was first produced by comparing the fluorescences of a numerous quantity of envelope pieces under long wave ultra-violet light (3000 to 4,000 Ångstroms), and separating the piece's into 14 groups of relatively clearly definable fluorescences. I labeled my fluorescence scale E-D (Envelope-Dead, which displays a dark cardboard colour under long wave UV light) then E-0 (Envelope has no fluorescence, shows a light cardboard look under long wave UV light) through E-12 (Envelope has dazzling white fluorescence, displaying a brilliant white look under long wave UV light). These fluorescence levels accurately represent the "brightness" factors used at this time by paper makers to indicate the fluorescent brilliance of their papers. The scale approximates the brightness levels up to number 120 found on paper packages sold in the Big Box stationery stores. By using this 14-point scale to compare the relative fluorescence of envelopes or stamps, I get a realistic and reasonably precise comparison of the relative fluorescences of both envelope pieces and of stamps.

I examined a supply of envelope pieces with postally used, 50¢, red Calla Lily stamps attached. First, I separated out all coloured paper envelope, and both the dark and light manila envelope pieces. Next, I studied the remaining white envelope pieces under long wave UV light (3,000 to 4,000 Ångstroms) using my Raytech LS 88 UV light box and subdivided these into their 14 relative levels of fluorescences. The quantity of envelope pieces I observed in each colour or fluorescence category is shown in the "Envelopes Examined" columns of Table 1-1, and the relative distribution is graphically summarized in Chart 1-1.

The curved trend line on Chart 1 suggests that slightly more high fluorescent envelopes are being

## Quantity Of Red Calla Lily Envelope Fluorescences And Stamp Fluorescences Used In This Research

Colour or Fluorescence	Envelopes Examined		Stamp Fluorescences Obtained				Total
	Quantity	Percentage	E -0 (None)		E -3		
Not known			1240	96.05%	51	3.95%	1291
Colour	53	3.27%	51	96.23%	2	3.77%	53
Light Manila	12	0.74%	14	100.00%	0	0.00%	14
Dark Manila	38	2.35%	39	100.00%	0	0.00%	39
E-Dead	7	0.43%	7	87.50%	1	12.50%	8
E-0	129	7.97%	124	93.23%	9	6.77%	133
E-1	4	0.25%	4	80.00%	1	20.00%	5
E-2	3	0.19%	3	75.00%	1	25.00%	4
E-3	11	0.68%	9	81.82%	2	18.18%	11
E-4	7	0.43%	7	87.50%	1	12.50%	8
E-5	30	1.85%	27	90.00%	3	10.00%	30
E-6	36	2.22%	35	97.22%	1	2.78%	36
E-7	89	5.50%	84	94.38%	5	5.62%	89
E-8	33	2.04%	33	100.00%	0	0.00%	33
E-9	837	51.70%	808	96.08%	33	3.92%	841
E-10	105	6.49%	99	94.29%	6	5.71%	105
E-11	101	6.24%	99	98.02%	2	1.98%	101
E-12	124	7.66%	122	98.39%	2	1.61%	124
Totals	1619	100%	2805	95.90%	120	4.10%	2925
Total Percentage			95.90%		4.10%		100%

Table 1-1.

used than coloured, manila or dull fluorescence envelopes. My conjecture is that, today, more envelopes are being made from recycled papers. These recycled papers now contain previously recycled papers, and that more optical whiteners and brighteners are being added to the newer recycled papers to make them more attractive to the retail market.

Armed with 17 stacks of unique envelope pieces (coloured, dark manila, light manila and 14 variances of

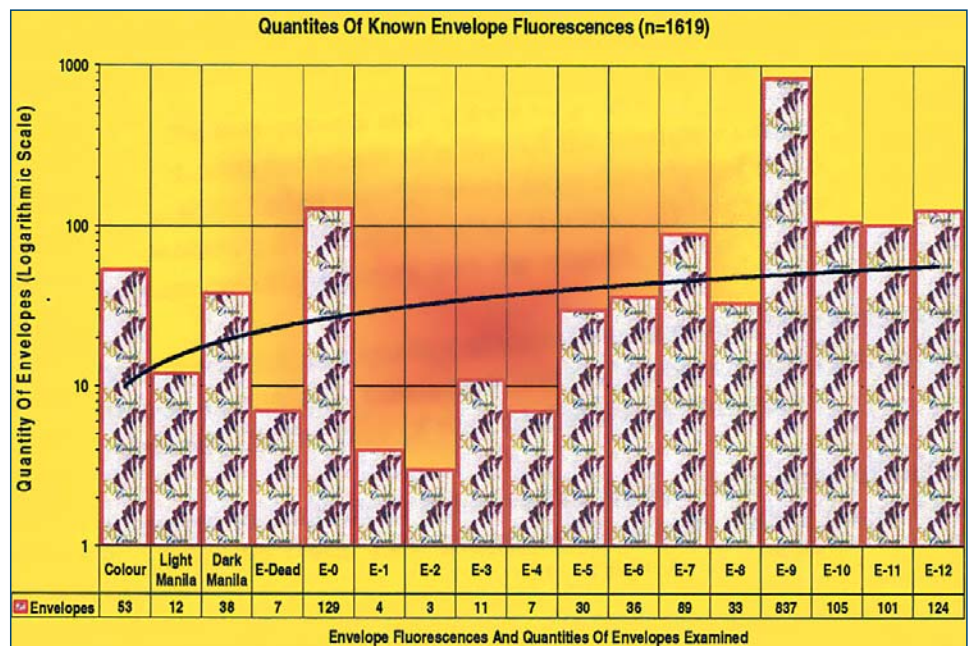


Chart 1-1.

white envelope fluorescences), I proceeded to detach the stamps from the pieces. I used clean, fresh, warm water for each change of fluorescence batch. I carefully soaked, removed and discarded the backing piece from each stamp, sponged the excess water from the stamps and set them aside to air dry. Later, I examined the stamps under the UV light. These stamps subdivided into two levels of fluorescences: E-0 and E-3.

I also studied my extant hoard of 1291 postally used red Calla Lily stamps under the UV light. These stamps had been soaked from envelope pieces earlier and, unfortunately, I had not recorded the heritage of the envelope pieces from which these stamps were obtained. This stockpile of stamps also divided into two distinct levels of fluorescences, E-0 and E-3, on my envelope fluorescent scale.













The results of sorting the stamps by their paper fluorescences are summarized in "Stamp Fluorescences Obtained" columns of Table 1-1. Of the 2925 stamps examined, 2805 were printed on E-0 non-fluorescent paper (95.9%). The remaining 120 stamps (4.1%) are

printed on paper showing an unmistakably distinct E-3 fluorescence. This E-3 fluorescence appears persistently uniform across the entire gum side surface of the stamps.

Some philatelists will argue that these 120 E-3 fluorescent stamps, in fact, were tainted with fluorescent chemicals from the envelope pieces. There are two objections to this supposition: first, the E-0 non-fluorescent envelope samples produced proportionally more E-3 fluorescent stamps (9 out of 129, or 6.77%) than did the highly fluorescent envelope pieces (33 out of 837 or 3.92% for the E-9 fluorescent envelopes, and 2 of 124, or 1.61% for the highest fluorescence, E-12, envelopes). Second, the Calla Lily stamps were produced with self-adhesive, contact gum that in the past I have found to be impervious to penetration of even a harsh, wet chemical. To establish the impermeability of the self-adhesive gum used on the red Calla Lily stamps I applied my "Torture Test" to other envelope pieces. I have used this Torture Test before to show the impermeability of the self-adhesive contact gum used

on modern stamps. The results are invariably consistent.

I selected three envelope pieces with red Calla Lily stamps still affixed. To one I applied a small amount of iodine to the inside of the envelope side of the piece. To another I put an equally small amount of iodine onto the face of the stamp. To the third, I thinly spread iodine over the entire inside surface of the envelope piece. The results of this test are shown and described in Table 1-2. This clearly show that if a harsh wet chemical like iodine cannot penetrate the self adhesive gum deposit between the stamp and the envelope piece then it is almost out of the question for the dry fluorescent chemicals, or optical whiteners or brighteners, used in modern paper making to filter through the self adhesive contact gum used on the stamps. It is interesting to notice that, on stamp two in the iodine torture test, the iodine did not thoroughly penetrate the stamp paper directly behind the red ink of the Calla Lily tubes. The ink acted as an additional impervious barrier to the chemical staining.

CALLA LILY TORTURE TEST		
		
Three Calla Lily stamps attached to envelope pieces were selected at random from the E-0 – No Fluorescent group of envelope pieces.		
		
To the first stamp, a small quantity of iodine was applied centrally to the inside of the envelope side of the envelope piece.	To the second stamp, a small quantity of iodine was applied centrally to the face of the stamp.	To the third stamp, a small quantity of iodine was applied over the entire area of the inside of the envelope side of the piece
After 24 hours the stamps were soaked from the envelope pieces and the stamps and envelope pieces were air dried for latter inspection		
		
On the first piece the iodine penetrated the envelope paper where it met the impenetrable barrier of the self-adhesive gum	On the second piece the iodine penetrated the stamp paper where it met the impenetrable barrier of the self-adhesive gum, but notice the reverse image of the Calla Lily tubes where the iodine did not penetrate the red ink	On the third piece, the iodine thoroughly penetrated the paper of the envelope piece. The outline of the self-adhesive gum can be clearly seen here
		
Being unable to penetrate the self-adhesive gum the iodine was not able to stain the stamp	Being unable to penetrate the self-adhesive gum the iodine was not able to stain the envelope piece. This poor quality paper envelope piece disintegrated during the stamp soaking process	Being unable to penetrate the self-adhesive gum the iodine was not able to stain the stamp but did infiltrate into the cut edges of the stamp where the paper was not protected by the self-adhesive gum
Table 1-2 – Test for permeability of a chemical through the gum		

Where the fluorescent chemicals from the envelope pieces are likely to get into the stamp, they flow into the stamp in an inside corona, or internal nimbus of contamination contained close to the cut edges of the stamp. This is verified and clearly visible in the third envelope piece shown in Table 1-2. In practice, this phenomenon can sometimes be observed on some stamps soaked from highly fluorescent envelope pieces - where cautious soaking of the stamps is not observed the fluorescent chemicals, or optical whiteners or brighteners, infiltrate into the cut edges of the stamp where the paper is not protected by the non-porous self-adhesive gum. In this research, I did see fluorescent chemicals infiltrating like a corona, as a circle of bright white light, into the edges of a few of the stamps examined. However, this chemical staining extended minimally inwards from the cut edge of the stamp, faded rapidly away from the edge of the stamp and was not uniform across the entire gummed surface like the E-3 fluorescent appearance of the fluorescent stamps. This suggests my soaking method was not extreme and did not generally permit chemical migration from envelope pieces into the stamps.

The E-0 non-fluorescent stamps examined displayed a clear and uniform non-fluorescent quality across the entire gum side surface of the stamp. In the same way, the stamps showing the E-3 fluorescence exhibit an undeniably consistent level of fluorescent brightness across the entire surface of the stamp. This E-3 paper fluorescence can also be detected on the face of the red Calla Lily stamps.

As an aside, I did observe that the Calla Lily stamps were considerably easier to soak from the envelope pieces than some of the earlier stamps produced with pressure sensitive gum. It occurred to me that maybe the Calla Lily stamps were coated with a releasing agent before application of the pressure sensitive gum, and it was this coating I observed under the UV light. To examine this suspicion I took several E-3 fluorescent stamps and re-washed them in warm water. During this second washing I deliberately massaged the gum side of some of the stamps to ensure no residual coating deposit was left on the stamp. In all of the second washing tests I completed, when I re-examined the stamps under the UV light, the results confirmed that the E-3 fluorescence was an artefact of the paper and not an attribute of gum or coatings applied to the stamps.

There are still those who will claim that the E-3 fluorescence was caused by contamination through the face of the stamp. The "Torture Test" reveals that this is quite possible on the second stamp with the iodine applied to the face of the stamp. There are

however at least six major objections to this assertion: first, the iodine was a wet chemical that soaked into the stamp. For any contaminating fluorescent chemicals to penetrate the stamp in the same way they too would have to be wet. Although I cannot prove this, it would appear to me that at no time after the stamps were produced did they ever become wet, at least until I soaked them from the envelope pieces. Second, my soaking method used fresh, clean, warm water for soaking each coloured or fluorescent envelope group, and larger groups were subdivided into small soaking batches, thus avoiding cross contamination by fluorescence stained soaking water. Third, it would be highly unlikely that 120 different stamps exposed to 120 different and unusual external face contaminants would produce the distinct evenness of E-3 fluorescence among all 120 stamps. I would expect 120 unique external face contaminants to produce at least some different levels of fluorescence and some unusual areas of surface coverage. Fourth, the wet canceling ink applied to the face of the stamps does not usually penetrate the stamps when they are cancelled by Canada Post, unless the cancellation is made with an extremely wet canceller. Fifth, only a very few stamps from each soaking batch displayed the E-3 fluorescence. And sixth, on the torture test the iodine did not penetrate the red ink of the Calla Lily tubes as is shown by the reverse image of the Calla Lilies on the iodine dot on the back of the second stamp. If fluorescent contamination was also infiltrating the stamp paper through the face of the stamps, I would expect a similar reverse image of the Calla Lily tubes to show up on the centre of the fluorescent staining. I did not.

The only logical conjecture for the differences in paper fluorescence is that during production of the red Calla Lily stamps, the paper being fed into the printing machine was added to with paper having a slightly different fluorescence. The summary results of the fluorescence distribution are shown in Table 1-1 and in Chart 1-2.

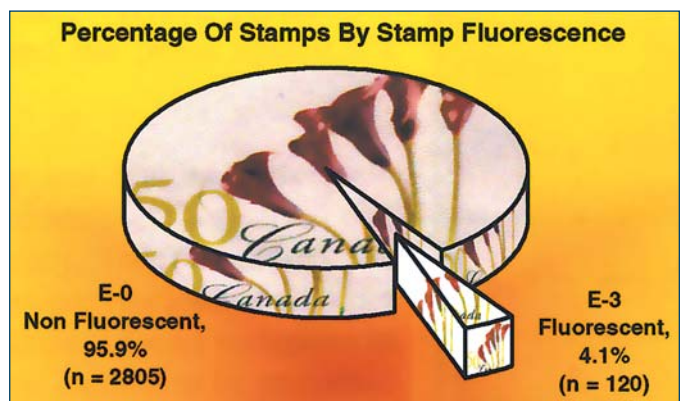


Chart 1-2.




Figure 1-1.

Anecdotally, the different bulk stamp purchases produced different ratios of fluorescent stamps: the first purchase contained 74 – E-3 fluorescent stamps among 483 red Calla Lily stamps, or about 15%. The second purchase produced considerably fewer fluorescent stamps – 31 out of 388 stamps, about 8%. Finally, the last purchase produced only 15 fluorescent stamps from 814 red Calla Lily stamp subjects, which is less than 2%. This anecdotal evidence suggests that the fluorescent stamp papers were used only in the initial production run of the Calla Lily stamps.

### Their Perforations

The perforations on the Calla Lily stamps present to the philatelist the most trying and taxing part of this stamp’s paradigm. According to the *Unitrade Specialized Catalogue of Canadian Stamps* (2006 Edition) there were three “printings” of the Calla Lily stamps. The first printing (*Unitrade* 2072) of the coil stamps was released in December 2004, and the Catalogue lists these stamps as being perforated serpentine die cut 8 horizontally. The second printing (*Unitrade* 2072a) was released in February 2005 and lists the stamps as being die cut 6¾ horizontally. A note appended to the listing states:

Die cut 8 stamps range from 8 to 9 with variations occurring on the top and bottom of a single stamp. Similarly, die cut 6¾ / 7 stamps can range from 6½ to 7¼ on either the top or bottom. (*Unitrade Specialized Catalogue of Canadian Stamps*, 2006 Edition, page 430. And 2007 Edition, page 424.)

The third printing (*Unitrade* 2072b), released February 2005 produced stamps perforated 7¼. It is instructive to note that the 2007 issue of the *Unitrade Specialized Catalogue of Canadian Stamps* has delisted the third printing catalogue reference (2072b), and no longer uses the three printings classification describing the red Calla Lily stamps.

A cursory examination of the stamps used in this study hints that there are many more serpentine die cut variations

than stated in the *Unitrade Specialized Catalogue of Canadian Stamps* (2006 and 2007 Editions). It came to my mind that the perforation sizes exist within a closed system: for every perforation size on the top of a stamp there must be either a corresponding stamp or a gutter separator with the same perforation configuration on its bottom edge. Similarly, for every perforation dimension on the bottom of a stamp there must be either a corresponding stamp or a gutter separator with the same perforation composition on its top edge. I next started to examine the perforations on the stamps in detail.

Lacking a perforation gauge that measured stamp perforations below perf. 7, I constructed my own “Guitar String” perforations gauge. Using the drawing feature of the word processor, I drew a horizontal line 4 cm long and segmented it into ten evenly spaced sections making it look like an upturned rake (┌┌┌┌┌┌┌┌┌┌┌┌) with eleven tines. This line represented perf. five. I then “grouped” and placed this rake at the top centre of the page. I copied the rake and shrank its dimension to 2 cm wide. Next, I ungrouped this copied block, moved the horizontal line to the top of the vertical lines, and checked that the vertical “tines” were still uniformly spaced (┌┌┌┌┌┌┌┌┌┌┌┌). I grouped the second rake, representing perf. ten, and positioned it at the bottom centre of the page. After that, I joined the rake tines together vertically to create a structure like an 11-string guitar, and set all guitar string lines to 0.5 points thick.

Taking my initiative from the *Unitrade Catalogues*, I divided my perforation gauge sizes into ¼ perf. increments. I carefully gauged where the intermediate ¼ perforation increments occurred on my guitar stings and placed a horizontal fret line representing each perforation size. To allow for slight variations in perforation size, I situated a text box centrally, about 7mm tall, around each perforation fret line. I marked each perforation size in its text box. Where I was able, on perf. sizes 7, 8 and 9, I validated

my guitar string perforation gauge against both the CWS "Clearview" plastic gauge and the Uni-Safe metal gauge. Satisfied with its accuracy I printed a black-on-white copy on acetate sheet for use on top of the stamps. Finally, I coloured the guitar strings, frets and text boxes and placed them against a black backdrop to make it easier to screen the white background of the Calla Lily stamps on top of the gauge. My finished coloured gauge is shown in Figure 1-1. Because of size changes due to printing, the gauge shown in Figure 1-1 cannot be used as printed.

Subsequently I set about examining the perforation measurements of the red Calla Lily stamps by sliding each stamp along the "Guitar Strings" until I observed a guitar string aligning with every peak of the serpentine perforated edge. This was not an easy task! I quickly discovered that the serpentine peaks are not evenly spaced on all stamps – the perforations do not have a uniform pitch on many stamps. Some stamps have perforations with sharply pointed peaks and others have elongated rounded peaks which are sometimes lop-sided. A few stamps appeared to have two different perforation gauges on one or both edges. Variations in the serpentine perforations occurred at any point across the width of the stamp. Where I could not make a good measurement of the peaks of

the serpentine perforations with the guitar strings, I attempted to match the valleys between the peaks. Where perforation variations made an exact match with the guitar strings impossible, I measured the first and last peaks against the guitar strings and allowed the intermediate peaks to meander slightly from an exact match.

Once I had examined and segregated the stamps into their unique combinations of top and bottom perforation measurement groups, I made a comparative analysis of all stamps in each separate measurement set. I selected one stamp at random from the perforation measurement group, re-measured it for accuracy, then measured the perforations and calculated the perforation gauge. Next, I compared both the top and bottom perforations of all other stamps in the set against the selected stamp. Consistent with my original measuring difficulties, I found variations in the actual matches of the perforations, and a few stamps showed sufficient variation from the median to be promoted or demoted to a different perforation measurement group. Other variations observed included slight differences in the angle of the serpentine slopes, differences in depth of the perforations from valley to crest, and sometimes-slight variations in pitch of the crests from one peak to another peak somewhere along the width of the

# BRIGHAM AUCTIONS

**Specializing in the Fine Art of Philately**

Why not sell your Canada and  
British North America in Canada where it belongs?



Since 1999 we have continued to successfully serve the BNA collecting public as we started. We are collectors first. We know what collectors want. Not only when they buy but also when they sell. Have you been unlucky in your dealing with other auctioneers or dealers? Try us out.

**As collectors we recognize quality. As collectors we respect your treasures as if they were ours and we will treat them as such. We care. We are the auction firm run by collectors for collectors.**

Contact us, we offer:

- Free appraisals
- Free advice on methods of disposal
- Free Estate planning advice
- Free bidding tips

WE TRAVEL FOR WORTHWHILE CONSIGNMENTS

CONSIGNMENT OR OUTRIGHT SALE

33 YEARS OF AUCTION EXPERIENCE

COMPETITIVE COMMISSIONS

Write, phone, fax or e-mail us for a complimentary catalogue for our next auction.

**Brigham Auctions Ltd.**

1120 Brevik Place, Mississauga, Ontario, L4W 3Y5, Canada

Phone: (905) 238-1634    Fax: (905) 238-8399    E-mail: brigham@interlog.com

**Total Top and Bottom Perforations for Both E-0 and E-3 Fluorescent Stamps By Printing**

Perforation Count		On Top Edge of Stamp for Both E-0 - E3 Fluorescences Totaled Separately												Total Stamps		
		First Printing						Second Printing								
		9	8 3/4	8 1/2	8 1/4	8	7 3/4	7 1/2	7 1/4	7	6 3/4	6 1/2	6 1/4			
Bottom Edge of Stamp E-0 - E3 Fluorescence	First Printing	9	1-0	28-1	7-2	9-1									45-4	Total 996 E-0 and 104 E-3
		8 3/4	3-2	86-11	38-5	59-8	24-3								210-29	
		8 1/2	11-2	38-0	183-28	108-9	25-1	18-1							383-41	
		8 1/4	2-0	19-2	96-12	48-4	55-6	8-0							230-24	
	8		26-2	43-3	23-1	21-0	4-0							117-6		
	Second Printing	7 3/4				5-0	6-0								11-0	
		7 1/2						20-0	483-0	97-0	12-1	33-0	3-0		21-0	
		7 1/4						5-0	28-0	34-0	45-1	20-0	10-0		648-1	
		7						87-0	7-0	40-0	250-4	179-2	40-0		142-1	
		6 3/4						4-0	9-0	16-1	109-2	155-2	14-1		611-6	
6 1/2								5-0	10-0	24-1	16-0	23-1		307-6		
6 1/4									2-0				78-2			
Total Stamps		17-4	197-16	369-50	247-23	130-10	36-1	116-0	541-0	199-1	442-9	413-4	90-2	8-0	2925	
		Total 996 E-0 and 104 E-3 Stamps						Total 1809 E-0 and 16 E-3 Stamps								

Table 1-3.

stamp. This latter variation occurred anywhere across the width of the serpentine perforations and seemed to affect only one, two or three peaks. Table 1-3 shows the quantities of the 62 different perforation combinations obtained from this analysis, and shows the count of both the E-0 non-fluorescent and E-3 fluorescent stamps separately. Although only a few perforation combinations are represented by the E-3 paper fluorescence in Table 1-3, I believe, eventually, all perforation combinations represented by the E-0 non-fluorescent paper, will also be revealed to be represented by the E-3 fluorescence paper.

Another oddity presented itself in the side-by-side comparative analysis of the perforations: all stamps perforation combinations showed considerable variations in the perforation gauges except the stamps perforated 7 1/2 on both the top and bottom edges of the stamps. This size is by far the most frequently represented stamp perforation among the printings, and is the one perforation combi-

nation that shows the least variability in peak spacing. In fact, almost without exception the 7 1/2 perforation on either the top or bottom of the stamps matched perfectly with all other stamps. The consistency of the match is almost uncanny when evaluated against the considerable variations in the other perforation sizes. Figure 1-2 shows a randomly selected stamp with 7 1/2 perf on the bottom edge, being measured by the Unitrade metal perforation gauge.



Figure 1-2.

All the perforations I measured suggest that the serpentine perforations on the red Calla Lily stamps range in dimensions from 6 1/4 to 9 in changes of 1/4. Table 1-3 shows the quantity of stamps found, segregated by paper fluorescences, and reveals that there are considerably more perforation size combinations than originally recognized in the *Unitrade Catalogues*. Also, to which printing groups do the stamps with perforations 7 3/4 on both the top and bottom edges belong? The *Unitrade Catalogues* are silent on this point.

**Percentage of Top and Bottom Perforations for Both E0 and E3 Fluorescent Stamps By Printing**

Perforation Count		On Top Edge of Stamp for Both E0 and E3 Fluorescences Totals Combined												Total Stamps		
		First Printing						Second Printing								
		9	8 3/4	8 1/2	8 1/4	8	7 3/4	7 1/2	7 1/4	7	6 3/4	6 1/2	6 1/4			
Bottom Edge of Stamp E0 & E3 Fluorescence	First Printing	9	0.09%	2.64%	0.82%	0.91%									4.45%	Total 100% First Printing
		8 3/4	0.45%	8.82%	3.91%	6.09%	2.45%								21.73%	
		8 1/2	1.18%	3.45%	19.18%	10.64%	2.36%	1.73%							38.55%	
		8 1/4	0.18%	1.91%	10.00%	4.73%	5.55%	0.73%							23.09%	
	8		2.55%	4.18%	2.18%	1.91%	0.36%							11.18%		
	Second Printing	7 3/4				0.45%	0.55%								1.00%	
		7 1/2						1.10%	26.47%	5.32%	0.71%	1.81%	0.16%		35.56%	
		7 1/4						0.27%	1.53%	1.86%	2.52%	1.10%	0.55%		7.84%	
		7						4.77%	0.38%	2.19%	13.92%	9.92%	2.19%	0.44%	33.81%	
		6 3/4						0.22%	0.49%	0.93%	6.08%	8.60%	0.82%		17.15%	
6 1/2							0.27%	0.55%	1.37%	0.88%	1.32%			4.38%		
6 1/4									0.11%				0.11%			
Total Stamps		1.91%	19.36%	38.09%	24.55%	12.73%	3.36%	6.36%	29.64%	10.96%	24.71%	22.85%	5.04%	0.44%	200%	
		Total 100% First Printing						Total 100% Second Printing								

Table 1-4.



Table 1-4 summarizes the percent ratio of stamps obtained with the 62 different perforation combinations measured on the top and bottom edges of the stamps with the E-0 and E-3 fluorescences combined. Both Tables 1-3 and 1-4 segregate the stamps into the first or second printing groups identified in the *Unitrade Catalogue*. The blue coloured cells in all Tables indicate the perforation combinations recognized in the *Unitrade Catalogues*. Notice in these Tables that, disregarding the interspersed tab gutter separators, for every stamp top perforation measurement there is a stamp with an equal matching bottom perforation measurement.

This analysis confirms my conjecture that for every perforation size on a stamp's bottom edge there are several corresponding stamps with the same top edge perforation size, and visa versa. Chart 1-3 shows that the quantity of stamps analyzed in this research with a specific top perforation gauge is always approximately equal to the number of stamps with the same bottom perf. gauge. Chart 1-4 illustrates the relative distribution of the stamp quantities in each perforation size group, and classifies the data by the three printing groups to illustrate the data classified by the 2006 *Unitrade Catalogue*.

Based on the relative quantities of stamp perforations identified in each of the first and second printing groups among the nearly 3000 stamps evaluated, I calculated the quantity of stamps with perforations to be expected among 1000 stamps – or 10 coils. These data are represented in Table 1-5, and consistent with the 2006 *Unitrade Catalogue* listing, classifies the stamps by printing. Table 1-5 also suggest the relative rarity of the stamp perforation combinations found in this research.

Anecdotal evidence of the perforation sizes obtained from the bulk stamp purchases also proves to be interesting. The first bulk purchase in the early summer of 2005 produced a selection of Calla Lily stamps representative of the mid ranges of perforations similar to the ranges identified by the *Unitrade Catalogue* as shown in the blue cells of the Tables. I initially obtained 48 different perforation size combinations from the first bulk purchase batch, including some

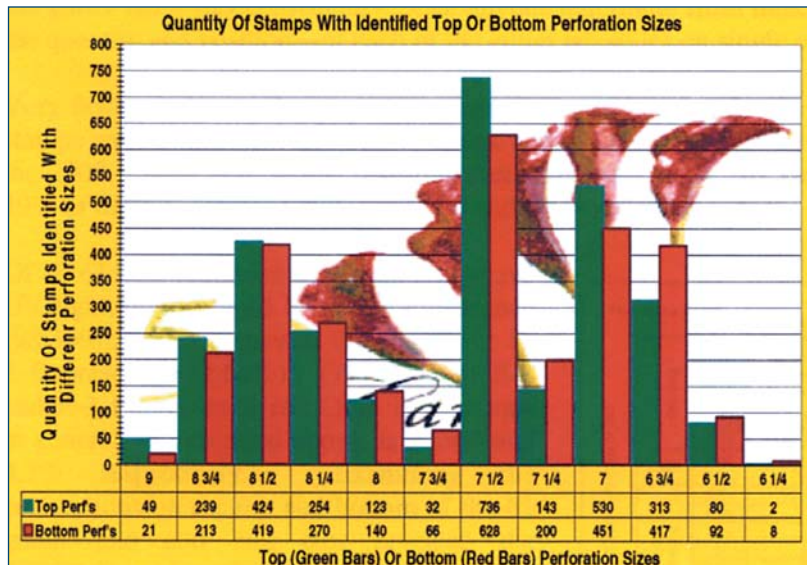


Chart 1-3.

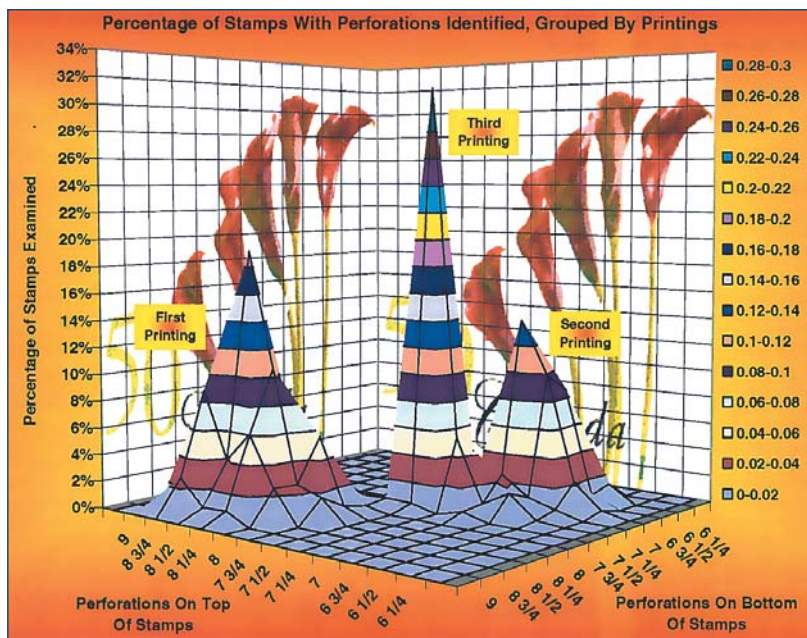


Chart 1-4.

combinations not recognized in the *Unitrade Catalogue*. The second bulk purchase batch added a few more perforation size combinations not listed in *Unitrade*. Now in the last bulk purchase of stamps I found that single 9/9 perforated stamp producing 62 different perforation combinations. (To differentiate between the top and bottom perforation gauges, I will use the / to indicate “over”, hence 8 3/4/8 1/4 implies the top perforation gauge of 8 3/4 over the bottom perforation gauge of 8 1/4).

The proportion of 7 1/2/7 1/2-perforated stamps obtained from the bulk stamp purchases also proves informative. In the first bulk purchase of stamps, I discovered only 26 stamp perforated 7 1/2/7 1/2, or about 5.4% of the 483 stamps. In the second bulk purchase, 177 - 7 1/2/7 1/2 stamps emerged from 388 Calla Lily stamps – about

**Quantity of Top and Bottom Perforations Stamps Per 1000 Stamp  
For Both E0 and E3 Fluorescences Combined, Data Separated By Printing**

Perforation Count		On Top Edge of Stamp for Both E0 and E3 Fluorescences Totals Combined												Total Stamps		
		First Printing						Second Printing								
		9	8 3/4	8 1/2	8 1/4	8	7 3/4	7 1/2	7 1/4	7	6 3/4	6 1/2	6 1/4			
On Bottom Edge of Stamp for E0 & E3 Fluorescence Stamps	First Printing	9	1	26	9	10									46	Total 1000 Stamps
		8 3/4	5	88	39	60	24								216	
		8 1/2	12	34	191	106	23	18							384	
		8 1/4	2	20	100	47	55	8							232	
		8		25	41	21	20	4							111	
	Second Printing	7 3/4					5	6							11	
		7 1/2						10	264	53	8	18	2		355	
		7 1/4						3	15	18	25	10	6		77	
		7						47	4	21	139	99	21	5	336	
		6 3/4							3	5	10	60	86	9	173	
6 1/2								3	6	13	9	13	44			
6 1/4										2			2			
Total Stamps		20	193	380	244	127	36	63	296	110	247	228	51	5	2000	
		Total 1000 Individual Stamps						Total 1000 Individual Stamps								

Table 1-5.

45.6%. Now, from the last bulk purchase I have obtained 473 stamps perforated 7½/7½ from 814 Calla Lily subjects, or about 58.1%. It is intriguing that as the quantity of 7½/7½-perforated stamps increases the quantity of E-3 fluorescent stamps decreases.

**Their Gutter Separators**

Gutter tab separators are spread every ten stamps along the Calla Lily stamp coil rolls. These gutter tab separators make it easier for postal clerks to count coil stamps for inventory purposes and to cut out blocks of ten stamps for customers not wanting to buy the full coil roll of 100 stamps. There are 9 gutter tab separators and both a start and an end gutter tab along the full coil roll of stamps. The start and end gutter tabs obviously exist only at the top and bottom ends of the coil. They have a serpentine perforation on the edge of the tab linking to a stamp and have a wavy cut at the outer edge of the tab. All gutter and coil end tabs contain the printer's inscriptions consisting of the printer's name, designer's names, paper supplier symbol and circular "traffic light" markers to show the

colours of printing inks used. In addition to the start and end tabs, two distinct gutter tabs have been identified, as shown in Figure 1-3.



Figure 1-3.

In the upper tab shown in Figure 1-3, the "F" (indicating Fasson paper) is printed directly over the R of LAFORTUNE, on the lower tab the "F" is printed over the FO. The "F" measures 14.2mm and 15.2mm respectively to the right of the upright stroke of the L in LOWE-MARTIN. I was unable to determine if these gutter tabs represented two different tabs on a single coil roll, or whether different coil rolls used one or other of the gutter tab styles consistently. Can anyone determine from intact mint coils the relative distribution—that is the quantity and position—of each of the gutter tab styles on single coils?

Very few postally used stamps are attached to envelopes with the gutter tab still attached to the stamp. In this total analysis, only 61 stamps were found with tabs still attached, and of those, several had been cut in

**Total Top and Bottom Perforations for Gutter Tabs By Printing**

Perforation Count		On Top Edge of Tab												Total Gutter Tabs					
		First Printing						Second Printing											
		9	8 3/4	8 1/2	8 1/4	8	7 3/4	Cut	Wavy	7 3/4	7 1/2	7 1/4	7		6 3/4	6 1/2	6 1/4		
On Bottom Edge of Tab	First Printing	9																	
		8 3/4	1															1	
		8 1/2																	
		8 1/4		1	1													2	
		8																	
	Tabs	7 3/4			1													1	
		Cut					1											12	
	Second Printing	Wavy																	
		7 3/4																1	
		7 1/2																27	
		7 1/4																5	
		7																10	
		6 3/4																	1
		6 1/2																	
6 1/4																	1		
Total Gutter Tabs		1	1	2		1		3	3	44	4	1			1		61		

Table 1-6.

half horizontally. In 29 coils of 100 stamps, representing the 2900 stamps used in this research, there were originally 261 gutter tabs and 58 coil end tabs, so the 61 sample tabs represent about 19% of the 319 potential gutter and coil end tabs available.

Of all 61 tabs examined under the long wave UV light, 60 displayed E-0 non-fluorescence (98.36%), and one showed the distinctive E-3 fluorescence (1.64%). (The ratio of E-0 and E-3 fluorescence red Calla Lily stamps in general, as described above, is 95.9% and 4.1% respectively.) Examining the perforations on the top and bottom of the 61 gutter and coil end tabs revealed the distribution of perforations and wavy cuts shown in Table 1-6. Unfortunately, there are too few tabs here to allow any significant conclusions to be drawn from the data.

The tagging frame on the top and bottom of the stamps overlaps the serpentine perforations of the gutter tabs, but the right and left sides of the gutters tabs are not tagged.

Having agonized over this research of red Calla Lily stamps for so long and in so much detail, I cannot resist asking the following rhetorical question: Does the existence of the gutter tabs every ten stamps along the coil portend Canada Post's intentions on the ultimate demise of coil stamps? Consider that the coil sheets of 1000 subjects could be spliced at every gutter tab and rouletted—instead of spliced—between the coil columns to produce 10 coil sheets of 100 subjects. This practice would eliminate both the cost and the need to roll, wrap, box and distribute coiled stamps. The resulting coil sheets would measure about 24cm (10 inches) wide and 20cm (8½ inches) tall, about the same size as a page of *The Canadian Philatelist*. The rouletting would still allow columns of 10 stamps to be easily snapped off the sheets for sale of smaller quantities of coil stamps. Remember, when this happens, you read it first in *The Canadian Philatelist*.

This research so far has raised some intriguing questions: why are there two paper fluorescences? Why are there so many different perforation sizes? Why are there so many perforation size combinations?

Next issue I will examine the tagging on the red Calla Lily stamps, identify a couple of tagging errors, identify some colour variations on the stamps, examine some dissimilarities on the "Ski-Slope" variety, provide more evidence on the variations of the perforations, present an alternate analysis of the perforation combinations data, and provide some counter intuitive conclusions for discussion. Meanwhile, hunt out those two paper fluorescences and the 62 elusive perforation combinations. ☒



## JEFF MELSKI

129 Martinglen Crescent, Kitchener, Ontario N2E 2A3  
Email: [jmelski@sympatico.ca](mailto:jmelski@sympatico.ca)

### CANADIAN APPROVALS

A smaller dealer with a personal approach!

**NEED TO UPGRADE OR EXPAND YOUR COLLECTION?**  
**ALL DIFF. CANADA STAMP PACKETS OF 100 EACH.**  
**VF NH SINGLES, PAIRS, BLOCKS, & S/S's AS ISSUED**  
**ALL COMMEMORATIVE ISSUES, NO DEFINITIVES**  
**NO GST OR PST OR SHIPPING CHARGES**

1973-1979	Cat. value \$59.70	Net \$35.00
1980-1984	Cat. value \$64.65	Net \$38.00
1985-1988	Cat. value \$117.00	Net \$69.00
1999-2001	Cat. value \$126.40	Net \$74.00
2002-2003	Cat. value \$211.75	Net \$119.00
2004-2005	Cat. value \$126.25	Net \$74.00

**2007 UNITRADE CANADA CATALOGUE...\$42.50 NET**  
**WANT LISTS WELCOME - WILL QUOTE ON SUPPLIES**  
**SAVE SOME CASH, JUST ASK!!**

## Vincent Graves Greene Philatelic Research Foundation

*Canada's Premier BNA Expertizing Service*

### NEW PUBLICATION

— Illustrated in Full Colour

## The Pence Covers of Nova Scotia & New Brunswick 1851-1860

by George Arfken, FRPSC & Charles G. Firby

- Over 300 pages • 8½ x11 format • hardbound
- \$115 CAD if posted to a Canadian Address
- \$115 USD if posted to an International Address

Order from:  
Vincent Graves Greene  
Philatelic Research Foundation  
10 Summerhill Avenue  
Toronto, Ontario, M4T 1A8 Canada  
Ph: 416.921.2073  
[vggfoundation@on.aibn.com](mailto:vggfoundation@on.aibn.com)  
[www.greenefoundation.ca](http://www.greenefoundation.ca)



# BAROMETERS & STAMPS

By Michael Peach

When looking at the weather forecasts, we note that there is often a mention of (air) pressure. Low pressure means rain is either there or on the way, whereas good weather is indicated by a high pressure. Weather maps show isobars, similar to contours on a map, joining together places with the same pressure and also weather fronts. Such maps are shown on the 1968 Canadian Meteorology stamp (Figure 1) and the 1973 German Meteorological Map stamp (Figure 2). How is the pressure measured?




Figure 1. Meteorological Stamp – Canada

A barometer is a device that measures air (barometric) pressure, effectively the weight of the column of air that extends from the instrument to the top of the atmosphere. There are two types of barometers commonly used today, mercury and aneroid (meaning “fluidless”). Earlier water barometers, also known as “storm glasses”, date from the 17th century.



Figure 3. Otto von Guericke

The water barometer was discovered by the distinguished German physicist, Otto von Guericke (1602 – 1686) in 1640, shown on the 1936 German stamp marking the 250th anniversary of his death (Figure

3). The mercury barometer was invented by the Italian physicist Evangelista Torricelli (1608 – 1647), shown on the 1958 Italian stamp commemorating the 350th anniversary of his birth (Figure 4). The idea of using a liquid heavier than water was probably not Torricelli’s own. He was briefly a student of Galileo (1564 – 1642): see 1942 Italian stamp marking the 300th anniversary



Figure 4. Evangelista Torricelli



Figure 5. Galileo.

of his death (Figure 5). Galileo may have suggested that other substances, including wine and mercury, would stop at a higher or lower level than water did. Torricelli inverted a glass tube filled with mercury, known to be about 13.6 times as dense as water, into another container of mercury; the mercury in the tube “weighs” the air in the atmosphere above the tube. A mercury barometer is shown in the centre at the bottom of the Torricelli stamp and in the diagram. The idea of a fluidless barometer was first suggested in 1698 by the German mathematician Gottfried Wilhelm Leibniz (1646 – 1716) shown on the 1996 German stamp (Figure 6). It was not until 1843 that



Figure 6. Gottfried Wilhelm Leibniz.



Figure 7. Household Aneroid Barometer.

Lucien Vidie (1805 -1866), a French engineer, inventor and technical designer, completed and patented his aneroid barometer. This barometer does not use mercury and is a thin partially evacuated disk-shaped box or capsule (usually metal), which is constrained from collapsing by an external or internal spring. Deflection of the spring is nearly proportional to the difference in pressures. I cannot find a stamp showing Vidie. In the 20th century the fluidless barometers, aneroid barometers, replaced mercury barometers in many meteorological stations.



Figure 8. Aneroid Barometer.

A typical household aneroid barometer is shown in the illustration (Figure 7), as well as on the 1984 Australian Antarctic Territory stamp (Figure 8). The pressure is indicated by the needle. A different coloured pointer can be moved manually to mark the pressure when looking at the barometer, so that it can be seen later whether the pressure is going up, good weather on the way, or going down. The face of a barometer can be seen on the 2001

British Weather minisheet (Figure 9), where the block of the four stamps shows the face. It is now hard to find new home “Clock type” barometers, which have been replaced by digital barometers. Advanced home weather stations show a variety of data, including temperature, inside and outside, humidity, pressure, wind direction and strength.



Figure 9. Barometer Face

Pressures are measured in atmospheres (atm.), p.s.i (pounds per square inch), millimeters of mercury as mm Hg or torr (after Torricelli), 760 mm Hg or 760 torr = 1 atm., pascals (Pa), etc.. The pascal or Pa is the SI (system international) unit, named after the French mathematician, physicist a philosopher, Blaise Pascal (1623 – 1662), shown



Figure 10. Blaise Pascal.

on the 1944 French stamp of the noted 17th century Frenchmen series (Figure 10), who generalized the Torricellian concepts of pressure and vacuum. On the barometer shown, the pressure is indicated in inches of mercury, 1 atm = 29.92 inches of mercury and millibars, 1 atm = 1013 mbar (or 1013 hPa). I recently saw a digital barometer with the pressure calibrated as mb, millibars.

When flying at an altitude of 10 Km, an aircraft’s outside pressure is about 0.30 atm. Measurement of the outside pressure allows, after suitable calibration, the height to be determined. An altimeter is an aneroid barometer calibrated to show the height. ☒

# Letter Carrier Shoulder Badges

By Tony Shaman, FRPSC

As stamp collectors, we have seen many changes take place in our hobby since the first postage stamps were sold more than 150 years ago at a Paris street bourse. From collecting those early, used stamps, still recognizable today by their pinholes from having been pinned to the walls of vendors' stalls, collectors have graduated to stamps that are undamaged, preferably in pristine condition, whenever possible. And from collecting just stamps we have expanded our collecting interests to include plate blocks, souvenir sheets, first day covers, uncut press sheets, and all the other items that modern post offices sell.



Figure 1.



Figure 2.

Our collections now also include postmarks, covers, and postal history items. Postcards have become an official category in competitive exhibiting. We even have a Display Class of exhibits that permits collectors to include non-philatelic items such as photos, seals, labels, magazine and newspaper articles, illustrations, and similar items.

And, of course, we have philatelists with a keen interest in postal artefacts such as stamp boxes and cases, street letter boxes, postal scales and the like. Even buildings housing post offices have been written up in philatelic literature because of their role in providing mail services. I would make the point that letter carrier shoulder badges also play a key role in the business of mail delivery.

Mail carriers from their earliest days have worn uniforms with shoulder patches that identified them much as do the badges of other uniformed public service employees such as the armed services, meter readers, police and firefighters.

Because the maple leaf is Canada's national symbol, it stands to reason that it would be depicted on Canada Post badges. But, unlike the red maple leaf on Canada's national flag, the post office opted for a gold coloured maple leaf rather than a red one.



Figure 3.




Figure 4.

Of the several known badge types featuring the maple leaf, one features the gold maple leaf and "POSTES CANADA POST" lettering on a black background (Figure 1); a second type has its gold coloured maple leaf and lettering on a white background, surrounded

by a blue border (Figure 2), while a third type has the maple leaf on an all-blue background.

There is a fourth maple leaf-type badge although it is quite different in its design and shape from the above three. Its maple leaf and lettering are red in colour, frequently referred to as “post office red,” on a black background (Figure 3). This uniquely styled badge begins to resemble the more current style of badges featuring Canada Post’s red, blue, and white colour scheme. Also noteworthy on this particular badge is a fourth colour stripe, sky blue, between the red, blue and white stripes and the red maple leaf on a black background. The badge’s geometric shape resembles a half oval; its inscription reads “Canada Post/ Postes Canada.”

When Canada Post reintroduced its “wing” logo some years ago the shape and design of its badge design changed

again. These wing-type badges exist in several designs. Some are inscribed “MAIL/POSTE” (Figure 4), whereas the most current ones have reverted to the earlier “CANADA POST/POSTES CANADA” inscription.

Unlike their maple leaf counterparts, these “wing-type” badges come in pairs that alternate the position of the English and French wording. Also, in the earlier versions, the wing points one way on the badge where the English inscription comes first and in the opposite direction where the French inscription is first.

Some of these wing-type badges have rectangular shapes with varied dimensions. One of the earlier MAIL/POSTE types measures 4.5 by 10 millimetres, (Figure 5) whereas another measures only 3.5 by 10 mm



Figure 6.

(Figure 5a). Alternatively, the latest version, inscribed CANADA POST/POSTES CANADA, measures 3.8 by 10.5 mm (Figure 6). Wing-type badges also exist in a half oval shape (Figure 7). All make use of Canada Post’s red, blue and white colour scheme.

Will letter carrier shoulder badges become sought-after collectible artefacts as have other postal related items such as stamp boxes, stamp cases, street letter boxes, postal scales and similar items? Only time will tell.

What we do know is that shoulder badges have a long history in the mail delivery business. And as long as we have street mail delivery we can expect to see these eye-catching badges proudly displayed as shoulder patches on the uniforms of our team of dedicated mail carriers. ☒



Figure 5.



Figure 5a.



Figure 7.



# GRAF SPEE:

## *The Final Chapter*

By Ken Lewis

Further to the earlier article about the Pocket Battleship *Graf Spee* (Vol. 56, No. 3) this final installment is intended to complete the story from the crew's internment to the end of the Second World War. Very little has been written about the crew's fate after the ship was scuttled and this article is intended to redress that shortcoming.

When the *Graf Spee* entered Montevideo on December 17, 1939, the bodies of 36 dead crewmen were taken ashore as were 40 wounded sailors who were admitted to the hospitals in the city.

After the scuttling, the *SS Tacoma* along with two other vessels took 1,055 of the *Graf Spee's* crew to Buenos Aires where they were billeted at the port's naval quarters and immigrant hotels until the Argentine government decided what to do with them. The government was put into an awkward position as these men were neither shipwrecked in the legal sense nor casually rescued by the vessels that brought them to Buenos Aires. Being a neutral country, Argentina could not legally imprison them but was obligated to prevent them from taking any further part as war combatants. On December 19 the Argentine government passed a decree stating that the entire crew was to be interned in Buenos Aires subject to measures to be decided by the police and provided that they agreed not to absent themselves without written permission. All crew members remained subject to German naval discipline. The federal police authorities fingerprinted, photographed, and issued each internee an identity card.

The crew, uninvited and unwilling guests of the Argentine government, had advantages and freedoms that were not normally available to prisoners of war. Political pressure led to some of the youthful crew members making their own way back to Germany to fight another day. Others decided to settle in Argentina and make a fresh start in life.

After Captain Langsdorf committed suicide on December 20, the responsibility for the welfare

of the crew was passed to Captain Walther Kay, Langsdorf's second-in-command. Both Kay and Dietrich Niebuhr, the German naval attaché, began to look for work for as many crew members as possible with local firms and to billet them with local families.

Soon after the crew's internment, the German community in Buenos Aires set up a *Graf Spee* fund for the men. Local Nazi Party officials organized diversions and sporting events through the numerous German-language clubs. By February 1940 586 crew members had secured jobs in the area; the remaining men were to be moved into the homes of locals as quickly as employment was found for them. As the war in Europe dragged on, the British ambassador convinced the Argentine authorities that loosely supervised German seamen were a potential threat to the country, and suggested that they be divided into subgroups and moved away from Buenos Aires. These arrangements were made official by a decree on March 16, 1940 to take immediate effect. A small group, mainly officers, were kept in Buenos Aires and over the next three weeks 700 men were dispersed as follows: 100 sent to Mendoza; 250 to Cordoba, 200 to Santa Fe; 50 to San Juan; and 100 to Rosario.

By the beginning of April 1940, 14 officers, six warrant officers, 31 petty officers, and five seamen had gone missing. Of the missing 56 men 26 had either voluntarily returned or were captured. On the night of April 5/6, 11 officers disappeared. As a result, the Argentine government decreed on April 8 that the remaining crew, including officers, be interned on Martin Garcia Island. This island is situated eight miles off the Argentinean coast and two miles from the Uruguayan coast. The conditions there were rather primitive.

By the autumn of 1940 some of the escapees from Argentina began arriving back in Germany. In August 1940 a payment formula was produced setting out what lump sum amount was to be paid



to each returning escapee. Those arriving back in Germany after nine months received varying amounts according to rank as follows: Ordinary Seaman, 300 Reichsmark (RM); Petty Officer, 400 RM; Warrant Officer, 500 RM; and officers 600 RM. The methods of escape varied but most found that it was easier to stowaway on Spanish and Portuguese ships. One steward aboard the Portuguese ship, *Inhambane*, was paid 48,000 escudos by the German naval attaché. By September 1942, 32 officers with 28 highly trained telegraphers, master mechanics and electricians, and gunnery officers had returned to resume their service with the Kriegsmarine.

Those who were not interned on Martin Garcia Island had a reasonable standard of living. At the end of 1943 almost all the internees on the Martin Garcia Island had been transferred to Sierra de la Ventana situated near Bahia Blanca. Total internees and their locations at the end of the war were as follows (see Figure 3):

Buenos Aires.....	29
Rosario.....	92
Santa Fe.....	93
Capilla Vieja.....	137
Cordoba.....	73
Mendoza.....	97
Sierra de la Ventana.....	350
Quinta La Beba.....	25
Martin Garcia Island.....	8
<b>Total.....</b>	<b>904</b>

From the original 1,046 internees only 142 were recorded as missing. No medical personnel are included in these figures.

On March 27, 1945 Argentina relinquished its neutrality and declared war on Germany, which meant that all the internees automatically became prisoners of war.



Figure 3.

### The cover

Those internees at Sierra de la Ventana (Window on the Hills in English) that were housed at the Marine Club Hotel were now transferred to a nearby military camp as prisoners of war. One of them was K. Offermann, who sent the cover illustrated in Figures 1 (front) and 2 (back) to his wife in Germany. This cover had the typed instruction that it was to be sent via Natal, Bolama, and Lisbon. The flight route of the cover was from Sierra de la Ventana to Buenos Aires and on to Natal in north-east Brazil. During the Second World War the airport at Natal was used to supply the Allied troops in North Africa. This meant that there were regular



Figure 1.



Figure 2.

flights operating between Natal and Bolama. From Bolama there were frequent flights to and from Lisbon. Neutral Lisbon was well known to be used by clandestine letter re-mailers enabling the transfer of mails between Allied and Axis countries. From Lisbon the cover was conveyed to Germany by whatever means were available for its eventual delivery to the addressee in Kiel.

The more usual route that this cover would have taken was by diplomatic bag from the German Embassy in Buenos Aires to Germany. But because Offermann was held in a military camp it can be deduced that it was run under POW regulations and Offermann was treated as a POW, as opposed to an internee. The postal charge for this cover was 1 Peso and 70 cents. Details of the stamps are as follows:

Stamp	Detail	SG No.	Position
5 cent 1935 Portraits	Moreno	653b	bottom right
40 cents 1936 Production & Industry	Sugar cane and factory	658	top left
1 Peso 25 cents 1940 Air	Douglas DC-2 in clouds	692	top right

The cover is addressed to:  
**Senora A. Offermann**  
**Forstweg 31**  
**Kiel/Alemania [Germany]**  
**Via Natal – Bolama – Lisboa**  
**Via Aerea**

At the top left, appears the typed word 'CERTIFICADA' and below this is what appears to be a hurriedly made registration etiquette with a blue 'R 141' in manuscript. The stamps have been postmarked 'SIERRA DE LA VENTANA B.A. ARGENTINA' and dated 2nd March 2, 1945. In both cases the word 'CONDOR' has been obliterated.

The reverse has the sender's return address: K. Offermann, Camp. Militar Sierra de la Ventana FCS/Pcia [Provincia] de Buenos Aires

Rep. Argentina.

Also on the reverse are two numbers: 6 254 and 32174. It is believed that these are censor marks (it passed through the various countries en route to Lisbon) together with a censor tape. Unfortunately, there is no receiving mark to show how long it took to reach its destination.

### Conclusion

This cover had to be flown to Germany by a very indirect route. The sender would find himself a prisoner of war within 25 day's time of sending the letter. Mail from any member of the *Graf Spee* crew, internee or POW, especially this late in the war, is very scarce. ☒

### Acknowledgements:

Many thanks go to John Rawlings of the Third Reich Study Group of the Germany & Colonies Philatelic Society for his help and advice in the preparation of this article. The map was supplied courtesy of The General Libraries, University of Texas, Austin.

### BIBLIOGRAPHY:

Die Historische und Postalische Geschichte des Panzerschiffes 'Admiral Graf Spee'

*The Nazi Menace in Argentina 1931-1947* by Ronald C. Newton

*The Last Voyage of the Graf Spee* by Michael Powell



## AUCTIONS

Featuring extensive listings of...

- Canada • Newfoundland • Great Britain
- British Commonwealth • British Empire

From Early Classics to Modern

Quality stamps with many choice and superb items with much more NH!

Over 80% of lots photographed.



Our auctions specialize in Canada strong in 1897-1942 issues with much NH, Br. Commonwealth and Br. Empire, from Aden to Zululand with strength in the more popular ones with strength in King Edward, King George V, King George VI. Our auctions are live at our website.

**\*no Buyer's Fee\***

Write, call, fax or e-mail for a free catalogue



### NORTHWESTERN

#### PHILATELIC AUCTIONS, INC.

Box 117, Penticton, B.C. Canada V2A 6J9  
Ph: (250) 493-0145 Fax: (250) 493-4076  
E-mail: northwestern@img.net • northwesternauctions.com






# SINGLE-PAGE EXHIBITS

The popularity of one-page exhibits shows no sign of abating with more local clubs, as well as national philatelic societies such as The Royal and the British North America Philatelic Society, promoting this innovative way of enticing collectors into exhibiting.

Shown are two quite different approaches to single-page exhibiting. They were submitted by Raymond W. Ireson, FRPSC, of the Lakeshore Stamp Club, Point Claire, QC.

**THE INCA 'CALENDAR'**



Unlike the Aztecs, who designed an elaborate calendar, the Inca's standard chronology was a simple lunar reckoning. The four principal points in the sun's course were denoted by the *intihuatana*, a device consisting of a large rock surmounted by a small cone, the shadow of which, falling on certain notches on the stone below, marked the date of the great sun-festivals.



The solstices were gauged by pillars called *pachacta unanhuac*, or indicators of time. These were placed in four groups (two pillars to a group) on promontories, two in the direction of the sunrise and two in that of the sunset, to mark the extreme points of the sun's rising and setting. By this means they were enabled to distinguish the arrival and departure of the solstices, important for their crop planting preparations, planting, harvesting, etc. The Inca astronomer's approximation to the year was 360 days, which were divided into twelve moons of thirty days each. The names of the twelve moons, which had some reference to the daily life of the Inca's subjects, were as follows:

(The stamp design sketches are taken from the book, "The First New Chronicle and Good Government", written by the Inca-Spanish chronicler Felipe Guamán Poma de Ayala between the years 1560-1599.)

 Capac Inti Raymi Great Feast of the Sun	 Capac Raymi Seal Growing Moon	 Paucaq Uaray Great Growing Moon	 Pacha Pucuy Flower Growing Moon
 Ynca Raymi Twin Ears Moon	 Hatun Cusqui Harvest Moon	 Hucay Cusqui Breaking Soil Moon	 Chacra Conacuy Irrigation Moon
 Chacra Tapyu Sowing Moon	 Coya Raymi Moon Feast	 Oña Raymi Uma Moon Feast	 Aya Mancay Ayamarca Moon Feast

**Tourists' Prayer**

Heavenly Father, look down on us your humble obedient tourist servants, who are doomed to travel this earth, taking photographs, mailing postcards, buying souvenirs and walking around in drip-dry underwear.

Give us the wisdom to tip correctly in currencies we do not understand. Forgive us for under-tipping out of ignorance and over-tipping out of fear. Make the natives love us for what we are, and not for what we can contribute to their worldly goods.

Grant us the strength to visit the museums, and the cathedrals, the palaces and castles listed as "musts" in the guide books.

And if perchance we skip a historic monument to take a nap after lunch, have mercy on us, for our flesh is weak.

Give us this day divine guidance in the selection of our hotels, that we may find our reservations honoured, our rooms made up and hot water running from the faucets.

We pray that the telephones work, and the operators speak our tongue.

Lead us, dear Lord, to good, inexpensive restaurants where the food is superb, the waiters friendly and the wine included in the price.


Dear God, keep our wives from shopping sprees and protect them from 'bargains' they don't need or can't afford. Lead them not into temptation for they know not what they do.

Almighty Father, keep our husbands from looking at foreign women and comparing them to us. Save them from making fools of themselves in cafes and night clubs. Above all do not forgive them their trespasses for they know exactly what they do.

**FOR HUSBANDS ONLY**

**FOR WIVES ONLY**





## PHSC

APS Affiliate 67;  
PHS Inc. Affiliate 5A;  
RPSC Affiliate 3

The **Postal History Society of Canada** was founded to promote the study of the postal history of Canada and its provinces. It publishes the quarterly **PHSC Journal**, whose contents range from fully-researched feature articles to items of current interest – from the pre-stamp era through postmark specialties and regional histories to modern mail mechanization.

Each year the Society holds meetings at shows across Canada. The Annual Meeting is held in the early summer, and is supplemented by Regional Meetings, usually featuring postal history seminars given by Society members. Eight different Study Groups are devoted to the detailed examination of various specialized aspects of postal history.

Each year the Society holds meetings at shows across Canada. The Annual Meeting is held in the early summer, and is supplemented by Regional Meetings, usually featuring postal history seminars given by Society members. Eight different Study Groups are devoted to the detailed examination of various specialized aspects of postal history.

Membership dues are \$25.00 per year, with a one-time admission fee of \$1.00. For a membership application form please contact the Secretary, Stéphane Cloutier, 255 Shakespeare St., Ottawa, ON K1L 5M7 Canada. E-mail: cloutier1967@sympatico.ca.

## St. Petersburg 2007

Readers may have noticed on the Palmares page in this issue that *The Canadian Philatelist* has earned a Vermeil medal at St. Petersburg 2007.

A great many people contribute to the success that your journal has enjoyed over the years. May I, therefore, take this opportunity to thank all the individuals who have so graciously donated their time and talents that have made this award possible. - Editor

# PART

By JJ Danielski

# V FUNDRAISING for the POLISH CAUSE in the USA DURING WWI

## *The Polish National Department*

The first National Department (Wydział Narodowy) was formed on March 17, 1916 within the structure of the Polish Central Relief Committee to express the political aspirations of Polish Americans and to deal with issues regarding the independence of Poland. John Smulski, a banker and lawyer from Chicago, was appointed the department's head.

The newly created body was to provide "stable representation in the activities of both the Polish community in Europe and in the capital of the United States". In October 1916, the department took over the financing of the Polish Press Agency in Switzerland and undertook other initiatives directed at publicizing the Polish cause throughout the world. It also took over from the Polish

National Council the publication of the journal titled *Free Poland*.

In the summer of 1917, the National Department called into being the Associated Polish Press Bureau located in Washington, DC, with James C. White as Director. The main task of this body was the coordination of the contacts with the press as well as overseeing the publication *Free Poland*.

The years 1916 and 1917 turned out to be very eventful for the Polish cause. In November 1916, Germany and Austro-Hungary, in search of Polish conscripts offered under their control the establishment of the Kingdom of Poland on the occupied territories seized from Russia. Along with other Polish exile organizations the National Department pro-



Labels issued by the National Department are known in two varieties: Top: denominations (numerical face value and "dolar/dolarow" printed in black. Bottom: denominations printed in a colour of label. Note also differences in fonts used.



Labels issued by the Third May Collection Committee.

tested this action. Then in January 1917 President Wilson endorsed Poland's independence as one of the war's goals. A month later the Russian Provisional Government, which replaced the Tsar, agreed to some form of independence for Poland. This act enabled the allied governments to support officially the independence of Poland. In April 1917 the American Congress issued a Declaration of War against the Central Powers. At the same time Paderewski at the general meeting of the Polish Falcons, called for the organization of a Polish Army in the USA. In June 1917 France announced the decision to form a separate Polish army on its territory. Two weeks later the Polish Falcons in the USA started recruitment for the Polish Army in France. In August 1917 the so-called Polish National Committee (PNC), under the presidency of Roman Dmowski, was formed in Lausanne, Switzerland, and later moved to Paris, France. One month later it was recognized by the National Department as the representative body of the Polish people. The Polish National Committee also received interna-

tional recognition as a government of Poland in statu nascendi: from France (September 20), Great Britain (October 15), Italy (October 30) and USA (November 10, 1917).

A Polish Military Commission was formed to deal with recruitment and enlistment in the Polish Army in France as the organization of a Polish Army in the USA was not allowed. Because the changing situation required immediate action, Ignace Paderewski received blanket authorization to speak on all political matters on behalf of the National Department. Later, this authorization was extended by appointing him the National Department's representative to the Polish National Committee in Paris. Nevertheless, the existing organizational structures hardly kept pace with the changing situation and the need for major reorganization became evident to everyone.

On March 27, 1918 a joint statement issued by the Polish Central Relief Committee (PCRC) and the National Department announced major struc-



One of the publicity postcards issued by the Polish Military Commission. It shows the moment of decoration in 1918 of the flag of the so-called Bayonne Legion (formed in 1914 in France by Polish volunteers to fight Germans) that was then handed over to the 1st Division of the Polish Army in France. (Courtesy of Piotr Madej.)

tural changes. The focus had been changed from fundraising to political action directed towards regaining the independence of the old country. Accordingly, the new Polish National Department was formed as a body superior to the PCRC, whose role was reduced to that of a branch.

Under the new structure the Polish National Department (PND) located in Chicago was governed by the executive board and consisted of: the Department of Collection of Relief Aid for Victims of War in Poland (former PCRC) and the Department of War (former Polish Military Commission) both located in Chicago, Illinois as well as the Department of Press Information and the Political Department, both located in Washington, DC.

The new National Department became a de facto quasi-government for four million American Poles. The problem was that the Department was not able to produce any mandate for the role it had assumed. It was decided, therefore, to call a general meeting of the representatives of all organizations represented in the National Department to discuss the political, economic, cultural and social issues under the management of the PND.

After several postponements the so-called Polish Emigrés Parliament (Sejm Wychodźstwa Polskiego) convened in Detroit, Michigan, on August 26, 1918. From the spectrum of issues identified in Detroit, two are discussed in this article: 1) a proposal by Paderewski, for the collection of "Ten Million Dollars" for Poland, and 2) support for the Polish

White Cross, the organization created by Madame Paderewska for the Polish Army in France.

The war ended on November 11, 1918, shortly after the Detroit meeting, and the influence of the National Department started to diminish. The National Department was able to function for five more years, trying unsuccessfully to assume the role of a coordinating body for the Polish Émigré organizations until it was officially dissolved at a meeting in Cleveland, Ohio in 1923.

The major fundraising undertakings of the National Department were collections for the Ten Million Dollar Fund for Poland and collections for the Polish White Cross. When reporting

the results of the collection for the period between August 16, 1918, and September 1919, the Treasurer of the PND showed the main sources of income as follows:

- 1] \$3,368,577.16 from the sale of the National Fund (Skarb Narodowy) labels,
- 2] \$257,650.72 from the sale of the May Collection (Dar Majowy) labels on behalf of the Polish White Cross,
- 3] \$514,471.92 from the Polish Central Relief Committee collection, and
- 4] \$179,221.81 collected by the organizations represented in the National Department.

So far, I have been able to record the following labels issued and/or distributed by the National Committee:

- 1] a set of five labels issued by the National Department for the Polish National Fund. The labels, sized 35 x 47 mm measured by the picture (with exception of \$5 in grey which measures 35 x 46.5 mm) with denominations: \$1 - green, \$5 - known in two colours: violet and grey, \$10 - red, \$25 - blue and \$50 - brown show the picture reproduced from posters designed in 1917 by Wladyslaw T. Benda for recruitment to the Polish Army in France. On the top there is an inscription "Wydział Narodowy" (National Department) and on the bottom "Skarb Narodowy / Polski/ 1918" (Polish National Fund 1918). Those labels were perforated diagonally and

rouletted horizontally. I have seen some labels where the rouletting is missing so they were separated by scissors.

The labels presented here are known in two varieties: with denominations printed in the colour of the label, and with denominations printed in black.

It has been brought to my attention by Stanley Naj from Baltimore, Maryland that there were also labels with denominations \$100 and \$1,000 as well as labels of an apparently different type with the denomination of \$4 and 1-cent labels issued for children. At this moment no other details regarding those labels are available.

2] a set of five labels issued in 1918 by the Komitet Wykonawczy "3 Maj. Wychodzctwo Ojczyznie" (Executive Committee of The Polish Emigrés for their Old Country. The 3rd of May Collection). This Committee did fundraising for the Polish White Cross. During the Detroit meeting, the decision was made that the National Department would continue this collection on behalf of the issuer.

Those labels, also showing pictures reproduced from W.T. Benda's recruitment posters, appeared in different sizes: \$2 - navy blue, size of picture 40.5 x 57 mm, size of full label 53 x 70; \$5 - red, size of picture 40.5 x 56.5, size of full label 57 x 70 and 53 x 69; \$10 - green, size of picture 40.5 - 41 x 56.5, size of full label 49 x 64; \$25 - light blue, size of picture 40 - 40.5 x 56.5 - 57, size of full label 49 x 64; \$50 - violet, size of picture 40.5 x 56.5, size of full label 48 x 64 mm.

The \$10 and \$25 labels are known to appear in a vertical pair without perforations between them. The existence of this item may suggest that the printing sheet included more than one denomination.

The above labels were receipts for contributions and were given



One of the publicity postcards issued by the Polish Military Commission. It shows the moment of decoration in 1918 of the flag of the so-called Bayonne Legion (formed in 1914 in France by Polish volunteers to fight Germans) that was then handed over to the 1st Division of the Polish Army in France. (Courtesy of Piotr Madej.)

out attached to special diplomas with a printed thank-you for donations.


There are also some items related to recruitment activities. The Polish Military Commission issued a set of postcards showing some moments from the lives of soldiers in the Polish Army in France.

I have also come across a postcard showing the Polish Military Band. The text on the face of the card reads, "Pierwsza Kapela Armii Polskiej pod batuta Tadeusza Wronskiego" (The First Polish Military Band conducted by Tadeusz Wronski). This band was formed in late October 1917 as a vehicle for recruitment to the Polish Army. It also did some fundraising and collected in excess of \$5,000 up to September 1919. ☒

## AN INVITATION TO JOIN THE CANADIAN PHILATELIC SOCIETY OF GREAT BRITAIN

Nearly half our members come from your side of the pond  
 They enjoy our quarterly award-winning magazine, 'Maple Leaves'  
 Some of them come to our annual convention.  
 The 2007 meeting will be held in Worthing, Sussex from October 3-6  
 They can find interesting material amongst the many hundreds  
 of lots that are available at the two auctions we hold each year.  
*Are you missing out?*

**For more information write to the Secretary:**  
**John Wright, 12 Milchester House, Staveley Road,**  
**Meads, Eastbourne, East Sussex BN20 7JX**




SUBSCRIPTIONS PAYABLE IN CANADA

www.canadianpsgb.org.uk

# THE CENTENNIAL EXHIBITION

at the **ROYAL PHILATELIC SOCIETY OF LONDON**

By Ken Lewis



## The Royal Philatelic Society London




## The Royal Centenary Exhibition

41 Devonshire Place, London  
7th to 9th December 2006





# Covers and Postal History



Contact us today  
for your FREE  
colour catalogue  
or view it online at

[www.vanceauctions.com](http://www.vanceauctions.com)

**VANCE AUCTIONS LTD.**

P.O. Box 267P, Smithville,  
Ontario, Canada L0R 2A0

Toll Free Phone: 1-877-957-3364

Fax: 905-957-0100

mail@vanceauctions.com



# Canada REVENUES Semi Official Air Mail

stamps & covers



**Duck, Hunting &  
Wildlife Conservation  
stamps & licenses**

Huge stock. Price lists on request.  
See our huge websites. *Established since 1970*

[www.esjvandam.com](http://www.esjvandam.com)  
[www.canadarevenuestamps.com](http://www.canadarevenuestamps.com)

*We buy & sell all of the above*

**E.S.J. van Dam Ltd**

P.O. Box 300cp, Bridgenorth Ont., Canada K0L 1H0

Tel: (705) 292-7013 Toll Free: 1-866-EVANDAM

E-mail: [esvandam@esjvandam.com](mailto:esvandam@esjvandam.com)

member: ara, aps, csda, asda, bnaps, rpsc

## *You're invited to join The British North America Philatelic Society*

*BNA Topics*, quarterly journal

*BNA PortraitS*, quarterly newsletter

*Benefits include:*

- Annual conventions in the U.S. and Canada.
  - More than 20 study groups actively investigating specialty areas, ranging from Large Queens to first day covers.
  - Regional groups located in many cities in Canada and the U.S.

Contact the Secretary:

**Peter Jacobi**

#6 – 2168-150A St.

Surrey, BC V4A 9W4 Canada

e-mail: [pjacobi@shaw.ca](mailto:pjacobi@shaw.ca)

Web site: <http://www.bnaps.org>



**BNAPS – The Society for Canadian Philately**

## SEE US AT ROYAL\*2007\*ROYALE TORONTO, ON. OCTOBER 12-14

– FOR –

- Classic Canada through Admirals
- Superb Large and Small Queens and Jubilees
- Greene Foundation Certificates
- Semi-Official Airmails
  - World's deepest stock of stamps, covers and specialty items
- Canadian Revenues – Newfoundland

ASDA  
APS



**MARK-LANE  
STAMPS**

CSDA  
RPSC

P.O. Box 626 West Haverstraw, NY 10993

Tel/Fax (845) 362-5330 E-mail [RWS45@aol.com](mailto:RWS45@aol.com)

Want Lists Filled

"Fair Dealing Since 1943"

This column reports the results of philatelic and literature awards in national-calibre exhibitions in Canada and the awards won by RPSC members, Canadian owned exhibits and exhibits of Canadian material in international exhibitions.

Cette chronique liste les résultats obtenus dans les expositions philatéliques et de littérature nationale et les expositions quasi-nationales d'intérêt aux lecteurs ainsi que les résultats obtenus par les Canadiens, les membres du SRPC et les collections de matériel canadien dans les expositions internationales.

By J.J. Danielski

## VANPEX 2007, RICHMOND, BC • JUNE 8-10 JUIN, 2007

Judging panel: Tim Bartshe (USA), Brian Atkins, Kenneth H. Magee, Arlene Sullivan, Kent M. Wilson (USA),  
Apprentices: Jane Sodero, Norman Sung.

### BCPS Grand Award Trophy, and

- (2) BCPS Trophy Award for Section 1 - Traditional Philately: Canada & B.N.A. Category – B.C. Binks Award, and
- (3) BCPS Trophy Award for Section 6 – Revenue Award, and
- (4) BNAPS – Best BNA Exhibit, and
- (5) BNAPS – Pacific Northwest Regional Group – Best Exhibit

- *Yukon Revenues 1899-1962, Ian Mowat,*

### BCPS Reserve Grand Award Trophy, and

- (2) BCPS Trophy Award for Section 1 – Traditional Philately: Foreign Category – The C.P. Bainbridge Award

- *Rishon Le Zion (Palestine): From Settlement to City, Ed Kroft*

- BCPS Trophy Award for Section 1 – Traditional Philately: Great Britain & Commonwealth – C. S. Neville

- *Newfoundland: The Postal Issues 1865-1908, David Piercy*

- BCPS Trophy Award for Section 2 – Postal History Award, and

- (2) BNAPS – Best 2 'n' 4 Exhibit

- *Japanese-Canadians in World War II, Louis Fiset [USA]*

- BCPS Trophy Award for Section 3 – Topical & Thematic Category – The Ted Lane Award, and

- (2) AAPE Gold "Award of Honour" Pin (National Level), and
- (3) ATA "First Award" for Best Multi - frame Topical Exhibit, and
- (4) People's Choice Award (decided by Vanpex attendees)

- *The Rise and Fall of Hitler's Empire, Tong Yuen*

- BCPS Trophy Award for Section 4 – Postal Stationery Award:

- *World's Columbian Exposition, Chicago, 1893, Gray Scrimgeour*

- BCPS Trophy Award for Section 5 – Aerophilately & Astrophilately Award, and

- (2) AAPE Gold "Award of Honour" pin (National Level), and
- (3) AAMS – Medal in Excellence Award

- *The First Jet Airliner: The Story of the De Havilland Comet, Jim Davidson*

- BCPS Trophy Award for Section 7 – Other-Display Class Category – The Blair Henshaw Award, and

- (2) Militaria Category – Lt.Col. William "Bill" Bailey Award

- *Spitfire Summer: The Battle of Britain – July 10 - October 31, 1940, Jim Davidson*

- BCPS Trophy Award for Section 10 – One-Frame Award:

- *RPOs on the Mysterious Estevan Line, Robert K. Lane*

- AAPE "Creativity in Philatelic Exhibiting Award" Pin (National Level)

- *37 Days in Vietnam – A Hospital Corpsman's Story (OFE), Bob Ingraham*

- BNAPS – "Best Researched BNA Exhibit"

- *Paper Texture of Canadian Wilding Definitives (OFE), Robert J. Elias*

- Postal History Society of Canada – "Best BNA Postal History Exhibit"

- *Union Steamships – Way Mail, Bill Topping,*

## NATIONAL LEVEL

### Gold / Or

- *Paper Texture of Canadian Wilding Definitives (OFE), Robert J. Elias*
- *Japanese-Canadians in World War II, Louis Fiset [USA]*
- *Rishon Le Zion (Palestine): From Settlement to City, Ed Kroft*
- *RPOs on the Mysterious Estevan Line (OFE), Robert K. Lane*
- *The International Aerogrammes of China (1948 – 1949) (OFE), David Y. Lu (People's Republic of China)*
- *Yukon Revenues – 1899-1962, Ian Mowat*
- *Newfoundland: The Postal Issues 1865-1908, David Piercy*
- *Union Steamships – Way Mail, Bill Topping*

### Vermeil

- *Canada: The Small Queens 1870-1897: The Stamps and Their Use, John Burnett (USA)*
- *Canada: The Stamps of 1937-1938 Used to the UPU, John Burnett (USA)*
- *Gepprüft: German Civil Censorship in France, 1940-1944, Derren Carman*
- *Spitfire Summer: The Battle of Britain – July 10 - October 31, 1940, Jim Davidson*
- *The First Jet Airliner: The Story of the De Havilland Comet, Jim Davidson*
- *Halifax During the Squared Circle Period, John Eldridge*
- *The Historical Kootenays, Peter Jacobi*
- *RPO Usage on the Manitoba & North Western Railway (OFE), Robert K. Lane*
- *Some Postal History of the Numeral-Issue Period, Gray Scrimgeour*
- *The Sweet Sixteen – Earliest Pennsylvania Post Offices (OFE), William Schultz (USA)*
- *Air Mail covers to Overseas Destinations Except North America and Mexico (1927-1945), David H. Whiteley*

### Silver / Argent

- *My ship sank! When can I come home? (OFE), David A. Cooper, Sr*
- *37 Days in Vietnam, A Hospital Corpsman's Story (OFE), Bob Ingraham*
- *Pre-India 1852-1947, Mohammed Mujibullah (India)*
- *Railways, Mohammed Mujibullah [India]*
- *Postage Stamps of New Zealand: King George V Issue – The Dependencies (1915-1919), Gary Sagar*
- *World's Columbian Exposition, Chicago 1893, Gray Scrimgeour*
- *The Christmas Saga, Anthony Sales*
- *The Rise and Fall of Hitler's Empire, Tong Yuen*

### Silver-Bronze / Bronze Argenté

- *USA Air Transport Issue 1941-1950, Bill Bartlett*
- *Shades of Canadian Postal Stationery Post Cards – 1871-1929, Jim Carde*
- *Canada Celebrates the Scouts and Guides, Alex Hadden*
- *Sequim, Washington: Bell Foundries (OFE), Cathie Osborne (USA)*
- *The Puppet Empire of Manchoukuo, Roger Packer*

### Bronze

- *Winter Olympic Games, Ursac Mircea*

## REGIONAL LEVEL

BCPS Trophy Award for Section 11– Award for Collectors under the Age of 12, and

(2) ATA “Youth Award” – Best Youth Topical Exhibit, and

(3) BNAPS – Pacific Northwest Regional Group “Youth Meritorious Award”, and

(4) AAPE Youth Grand Award

- *Maple Leaf Stamps of Canada*, Jared Barron

BCPS Trophy Award for Section 13 – Award for Collectors

16-21 Years of Age – Mary & Julius Shore Award, and

(2) BNAPS – Pacific Northwest Regional Group “Youth Meritorious Award”

- *Pre-India (OFE)*, Jinu Vergheese [India]

BCPS Novice Award, and

(2) AAPE Novice Award

- *Postal History of Taiwan Strait (1949-1989) (OFE)*, Yong-Xin Chen

A.A.P.E. Silver “Award of Honour” pin (Regional Level), and ATA “One-Frame Merit Award” – Best One Frame Topical Exhibit

- *Animals Kingdom*, Mohammed Faizullah (India)

Vermeil

- *Postal History of Taiwan Strait (1949-1989) (OFE)*, Yong-Xin Chen

Silver / Argent

- *Some Somali – A Sampling of British Somaliland*, B.V. Thomas

Silver-Bronze / Bronze Argenté

- *Norway in World War II*, B.V. Thomas

Bronze

- *Red Postage Due Stamps of Canada on Covers*, Peter Jensen
- *Introduction to Washington-Franklin Heads (OFE)*, Johnson Wan (USA)

Certificate / Certificat

- *Stand-Alone Large Covers (OFE)*, B.V. Thomas

## YOUTH

Vermeil

- *Jared Barron, Edmonton, Alberta: Maple Leaf Stamps of Canada (3 frames)*

Silver / Argent

- *Animals Kingdom (OFE)*, Mohammed Faizullah (India)
- *Pre-India (OFE)*, Jinu Vergheese (India)

Silver Bronze / Bronze Argenté

- *Red Pennys – 1840 (OFE)*, Mohammed Iqbal (India)

Bronze

- *Religious (OFE)*, Sowheta Khatri [India]

## ST. PETERSBURG 2007, ST. PETERSBURG, RUSSIA • JUNE 19-25 JUIN, 2007

Grand Prix d'Honneur

- *China: The Small Dragon and its Surcharges*, Michael Ho

Grand Prix International

- *Siam Classic: The First Issue*, Prakob Chirakiti

Grand Prix National

- *Rural Post Stamps of Russia 1865-1900*, Igor Gorski

Championship Class

- *Canada: The Large Queens, 1868-1897*, Ron Brigham

Large Gold / Grand Or

- *The Dominion of Canada: The Small Queens, 1870-1897*, Ron Brigham

Gold / Or

- *To, Through, and From Montreal: A Pre-stamp Postal History to 1851*, Michael Rixon,
- *Feathered Fascinations*, Damian Lage,
- *The 1885 Gotique SPM Overprint*, Jean-Jacques Tillard (OFE 93),
- *1919 Hungarian Council Republic Issue*, Fred Fawn (OFE 92)

Large Vermeil / Grand Vermeil

- *Chefoo & Other Large CDS of the Chinese Imperial Post Office*, Sammy G. Chiu,
- *Canadian Interrupted (Crash) Covers from and within Canada by Canadian or Foreign Aircraft, 1915 to 1984*, Richard K. Mallot,

- *Greco-Roman Sculpture*, George Constantourakis,

- *Joseph Monteiro, Definitive Postage Stamps of Canada (1953-2005): An Analytical Approach, Vol.1-5, 2nd Revision, Jan.2007*, Joseph Monteiro

Vermeil

- *1898 Imperial Penny Postage Stamp*, Robert Lunn,
- *History of Maximaphily*, George Constantourakis\*,
- *The Canadian Philatelist/Le Philatiste canadienne, 2006*, RPSC
- *The Parliament Stamps of Canada Reign of George VI*, John McEntyre (OFE 83)

Large Silver / Grand Argent

- *German Military Mail in China 1900-1906*, Owen White,
- *The Reptiles*, Francis Lauzon (Youth)
- *The France Libre Issues of St-Pierre et Miquellon*, Jean-Jacques Tillard

Silver / Argent

- *Contribution to the 1850 Kreuzer and Centes Stamp Issues*, Istvan Kecsed

Bronze

- *Tropical Fish in their Environment*, Francis King (Youth)  
\* Mistakenly penalized 5 points; a redress pursued.



## Congratulations

Ray Ireson, FRPSC, editor of *The ShoeBox*, newsletter of the Lakeshore Stamp Club, Pointe-Claire, QC, is to be heartily congratulated for earning another Gold medal for his popular publication. Ray is also a Director of The Royal and our society's Medals and Awards Officer.

The award, received in 2006 from the Chapters Activities Committee of the American Philatelic Society, is the fifth consecutive Gold medal earned by *The ShoeBox*. It is a unique record in club newsletter history. No other stamp club newsletter has received five consecutive Gold awards from the APS.

Keep up the excellent work, Ray.

# Transcribing Sounds

by Michael Madesker, RDP, FRPSC

## BRAILLE ALPHABET: Organizations

The World Council of the Blind is an international umbrella organization of the blind and visually impaired individuals “whose purpose,” in the words of the American Council of the Blind, ACB, “is to work towards independence, security, equality of opportunity and improved quality of life for a blind and visually impaired people.” Component national organizations set their own agenda and methods of operation. ACB, the USA based organization, awards scholarships and is active in the legislative and advocacy areas.

The principle governing Councils of the Blind is that sightless people are capable, and should, represent their own interests. The Councils of the Blind are operated by and for the sightless society with only minimal support from seeing individuals. In that they differ from “for the blind” organizations which are composed mostly of seeing people working for the benefit of the blind community through many of their, often indispensable, activities. In general, there is a good rapport and cooperation between the groups.

ACB was one of the advocacy groups instrumental in passing the Americans with Disabilities Act, 1980. The Organization is also active in the cross disability fields of independent living, vocational rehabilitation and in activities aimed at legislative awareness of their needs. The ACB is an active member of the World Blind Union.

The Brazilian Council of the Blind was formed in 1942. The Council was host to the Fifth World Assembly of the



Ex Dr. Giancarlo Morolli.


World Council of the Blind in Sao Paolo, August 7-16, 1974. The above souvenir sheet was issued to celebrate the occasion. Part of the design of the stamp and the margins of the souvenir sheet are inscribed in Braille script. The above souvenir sheet was cancelled on the first day of issue.

In the upper right hand corner is a dedication by Baggio Mazzeo, the artist who created the design, to the then Chairman of the FIP Thematic Commission, Dr. Giancarlo Morolli. It is with deep gratitude that his parting with this material is acknowledged.


## BRAILLE ALPHABET: Postal Slogans - Canada

Bilingual white cane/la canene blanche slogans differ in letter size from one year to the other. A permanent feature is the sequence of languages with English first in

Anglophone areas and French first in areas settled mostly by Francophones.



January 21, 1974 cover from Burlington, ON to Waterloo, ON with English preceding French. Slogan in four lines, two English and two French, with letters 25 mm high in a box 2 cm high and 5 cm wide.



February 8, 1977 cover from Kitchener-Waterloo, ON to Waterloo, ON with English preceding French. Slogan in four lines, two English and two French, with letters 3 mm high in a box 2.1 cm high and 5.2 cm wide.

## Guadeloupe Misspellings

Thirteen French Colonies general issue stamps were overprinted GUADELOUPE for use on that Caribbean island. The stamps were released in September 1891. Four misspellings appeared on all or some of the 13 stamps. The four were GNADÉLOUPE, GUADBLOUPE, GUADELONPE, and GUADELOUEP.

The eleven-stamp GNAD... error set lacks the 20c and 40c stamps. Either MH or used, the short set catalogues about four times the cost of same eleven normal stamps.

The other three misspellings occur on all 13 denominations. As with the GNAD... set, the other errors have the same catalogue price either MH or used. The GUADB... and ...ONPE error sets catalogue about 7.75 times the cost of the normal set, and the ...OUEP set is about 8.7 times as valuable as the normal 13-stamp set. ☒



GNADÉLOUPE



GUADBLOUPE



GUADELONPE



GUADELOUEP

*As usual, colour images are available to those who e-mail me with requests (napoleon@voyager.net).*

RPSC

PHILATELIC  
RESEARCH  
FOUNDATION



SRPC

FONDATION DE  
RECHERCHE  
PHILATÉLIQUE

### *An Introduction to Youth Philately*

A 55 page monograph in colour teaches the fundamentals of philately for young collectors.

Originally written for FIP's Commission for Youth Philately by the Federation of Swiss Philatelic Societies in German/French. Now English editions have been prepared by Michael Madesker and produced by the RPSC Philatelic Research Foundation.

Excellent for teaching seminars at youth stamp clubs and as a reference manual for young collectors. Regular price is \$15 to cover publication and mailing costs. A special price of \$8 applies for young collectors (21 and under), or teachers and others running youth stamp clubs.

Purchase a copy from the  
**RPSC Philatelic Research Foundation**

c/o Ted Nixon  
255 Cortleigh Blvd.  
Toronto, ON M5N 1P8

Enclose cash or cheque payable to:  
**RPSC Philatelic Research Foundation.**


## *This Symbol*



is your assurance that the dealer displaying it has subscribed to a high standard of business principles and ethics. When you are buying or selling stamps, covers or postcards, you should look for dealers displaying this logo. We are the professional Association to which they belong.

### **The Canadian Stamp Dealers' Association**

P.O. Box 1123, Adelaide Street P.O.  
Toronto, ON M5C 2K5  
[www.csdaonline.com](http://www.csdaonline.com)



## PRESIDENT'S page la page du PRÉSIDENT

by / par Rick Penko

### The Vagaries of Insurance

The insurance company (Hugh Wood) which provides coverage for the collections of RPSC members has recently sent a letter to those members residing in Quebec that they must seek coverage from a broker whose business is in that province. Hugh Wood can no longer provide the coverage. This comes from recent legislation in Quebec prohibiting residents from obtaining insurance from outside the province. Since Hugh Wood does not have offices there, the policies must be cancelled. Hugh Wood has recommended to our Quebec members another insurance broker. Understandably, The RPSC is not in a position to recommend any insurance provider. For the time being our Quebec members must make their own arrangements for the appropriate coverage for their collections/exhibits, etc.

The RPSC, over the next few months, will be investigating competitive rates and coverage in Quebec and reviewing the present coverage for all members in all provinces. Partnerships with other philatelic organizations are also being considered and information will be forthcoming about our recommendations.

Speaking of insurance, it is that time of year again to be thinking of club third party liability insurance. The National Office will be sending out reminders and payments will be due mid-October. It is also a good time of year to check out your RPSC Chapter membership, changes in executive members, location of meetings, and similar information.

### Royal\*2007\*Royale

In the last issue of *The Canadian Philatelist* more information was provided for members attending The ROYAL, October 12 to 14, in Toronto. Registration forms were also printed. Please remember to check The RPSC Website every so often to keep up-to-date on all the new information that is added weekly as we get closer to the show. Maps showing the location of the show and the hotel (Banquet and Reception), suggestions of activities available in Toronto for "Stampless Others," updates on exhibits, Court of Honour, Canada Post Stamp Launch, show cancels and commemorative covers, and much more will be added regularly to the Website. See you in Toronto!

### Les caprices de l'assurance

La compagnie d'assurance Hugh Wood, qui offre une protection sur les collections des membres de La SRPC, a récemment écrit aux résidents du Québec pour les aviser qu'ils doivent désormais faire affaire avec un courtier qui exerce ses activités dans leur province. En effet, l'assureur ne peut plus leur offrir ses services en raison de mesures législatives adoptées par Québec et selon lesquelles les habitants de la province ne peuvent s'assurer auprès d'une compagnie de l'extérieur. Comme Hugh Wood n'a pas de bureau dans cette province, les contrats d'assurance doivent être annulés. Il a donc recommandé un autre courtier à nos membres québécois. Vous comprendrez que La SRPC n'est pas bien placée pour recommander un fournisseur d'assurance en particulier. Pour l'instant, nos membres québécois doivent prendre eux-mêmes des dispositions en vue de trouver la protection appropriée pour leurs collections, expositions, etc.

Au cours des prochains mois, La SRPC cherchera au Québec des contrats et des taux avantageux et fera une révision de la protection dont bénéficient actuellement les membres dans toutes les provinces. Des partenariats avec d'autres organisations philatéliques sont aussi envisagés et vous obtiendrez bientôt nos recommandations à cet égard.

À propos d'assurances, nous arrivons au moment de l'année où il faut songer à l'assurance de recours des tiers. Le Bureau national enverra des rappels et les paiements seront échus à la mi-octobre. C'est aussi le bon moment de jeter un coup d'œil à votre adhésion à La SRPC en tant que chapitre, d'aviser la société d'éventuels changements administratifs, des lieux de réunions ou d'autres renseignements semblables.

### Royale\*2007\*Royale

Le dernier numéro du *Philatéliste canadien* contenait beaucoup de renseignements pour les membres qui désirent assister à La Royale, du 12 au 14 octobre, à Toronto. Des formulaires d'inscription ont aussi été imprimés. N'oubliez pas de visiter le site Web de La SRPC régulièrement afin de demeurer à jour avec tous les nouveaux renseignements qui y sont ajoutés chaque semaine à mesure que la date du congrès approche. Des cartes montrant l'endroit où est situé l'hôtel et où à lieu l'exposition (le banquet et la réception), des suggestions sur les activités à faire à Toronto pour les « non-timbrés », des nouvelles des expositions, de la cour d'honneur, du lancement de timbres de Postes Canada, des oblitérations, des plis commémoratifs et davantage sont ajoutés régulièrement au site. À bientôt, à Toronto!

## A Clearing House of Philatelic Shows and Exhibitions

“Who is having a show when?” and “Does it conflict with my show date?” have been asked many times. Not being able to answer those questions has been a major bone of contention with many show organizers. Now, with the help of The RPSC and the Canadian Stamp Dealers Association (CSDA), the authoritative location to access all the latest show dates and locations will be posted on the CSDA Website (csdaonline.com/shows) The RPSC’s Website (rpsc.org) will have a quick link to this informative page as well.

If you have an upcoming show please contact The RPSC Webmaster (webmaster@rpsc.org) or the CSDA webmaster (webmaster@csdaonline.com) with all the information and a brief description. This will then be posted on the CSDA site.

Please remember that a functional and useful events page only works if people supply content. If you do not notify The RPSC or the CSDA about your event, it will not be recorded for all to reference and you may have a conflict with another show. ☒

## Un centre d'échanges d'expositions philatéliques et de collections

Voici deux questions qui ont été posées à maintes reprises : « Qui organise une exposition et quand? » et « Y a-t-il un conflit d'horaire avec la date de ma propre exposition? ». L'impossibilité de répondre à ces questions a freiné l'élan de nombreux organisateurs d'expositions. Maintenant, avec l'aide de La SRPC et de l'Association canadienne des négociants en timbres-poste (ACNTP), des renseignements officiels sur les lieux et dates des plus récentes expositions seront affichés dans le site Web de l'association (csdaonline.com/shows). Vous trouverez également un lien rapide vers cette page dans le site de La SRPC (rpsc.org).

Si vous avez une exposition au calendrier, veuillez prendre contact avec le webmaître de La SRPC (HYPERLINK “mailto:webmaster@rpsc.org” webmaster@rpsc.org) ou celui de l'ACNTP (HYPERLINK “mailto:webmaster@csdaonline.com” webmaster@csdaonline.com) pour leur donner tous les renseignements nécessaires accompagnés d'une brève description. Votre annonce sera ensuite affichée dans le site Web de l'ACNTP.

Je tiens à vous rappeler qu'une page des événements utile et fonctionnelle n'est possible que si quelqu'un fournit du contenu. Si vous n'avisez pas La SRPC ou l'ACNTP de la tenue de votre événement, il ne sera pas inscrit et vous risquez alors de vous trouver en conflit d'horaire. ☒

# ROYAL\*2007\*ROYALE

Toronto, Ontario Canada • October 12-14 octobre • www.gtapa-org/royal/

## MEMBERSHIP report Des nouvelles de nos MEMBRES

### NEW MEMBERS / NOUVEAUX MEMBRES

The following applications were received and are here-with published in accordance with the Constitution. If no adverse reports are received within 30 days of publication, applicants will be accepted into full membership. Any objections should be sent to the National Office, P.O. Box 929, Station Q, Toronto, ON M4T 2P1.

Les demandes d'adhésion ci-dessous ont été reçues et sont publiées en conformité avec la constitution. Si aucun commentaire n'est communiqué au Bureau national, (C.P. 929, Succursale Q, Toronto, ON, M4T 2P1) d'ici 30 jours, les adhérents seront acceptés comme membres.

(M) minor - activity guaranteed by parent or guardian / mineur - activités philatéliques garanties par un parent ou un tuteur.

#### INDIVIDUAL MEMBERS / MEMBRES À TITRE PERSONNEL

- I-28666 • Mr. Robert Boisvert
- I-28673 • Mr. David George Terry
- I-28675 • Mr. Joe Moylan  
*Canadian and Vatican stamps*
- I-28676 • Mr. David Whitbread
- I-28677 • Mr. Gordon Demke
- I-28678 • Mr. Randy Kyryluk

I-28679 • Mr. Thomas McBrayne

I-28680 • Mr. Robert Norman

I-28681 • Mr. Regi Ausmus  
*Everything under the sun!*

I-28682 • Mr. David Burns  
*Canada*

I-28683 • Mr. Bernard Kramer  
*Canada, USA, Europe*

I-28684 • Mr. David Paddock  
*Canada, Centennial issues, Contemporary Canadian varieties, St. Pierre & Miquelon*

I-28686 • Mr. Serge Maltais  
*Canada, French area*

I-28687 • Mr. Stanley Lum  
*Retired Dealer - Canada Postal History*

I-28688 • Mr. Brian Boggs

I-28689 • Mr. Ken Lemke  
*Canada, USA primarily*

I-28690 • Ms. Diane Wallace

I-28691 • Mr. Istvan Kecsedly  
*Austria 1850-1883, Hungary 1871-1900, Bavaria 1849-1862, Switzerland 1850-1854.*

#### AFFILIATE MEMBERS / MEMBRES AFFILIÉS

A-1005 • Grand River Valley Philatelic Assoc.

#### CHANGE OF ADDRESS ?

Changes can be made on-line at www.rpsc.org “Members Login” or by contacting the National Office.

#### VOUS CHANGEZ D'ADRESSE?

Effectuez le changement en ligne à www.rpsc.org “Members Login” ou en prenant contact avec le Bureau national.

### RESIGNED MEMBERS / MEMBRES DÉMISSIONNAIRES

- I-22877 • Mr. Wayne McKee
- I-26710 • Mr. Alexander Lukinuk
- I-27427 • Mr. V.L. Swedberg
- I-28357 • Mr. Paul Laska

### DECEASED MEMBERS / MEMBRES DÉCÉDÉS

- I-10869 • Dr. Donald L. Rife
- HL-11741 • Dr. W.H. Minshall
- I-24890 • Mr. Samuel H. Lord
- I-25984 • Mr. M. Paul E. Bourque



## Chapter CHATTER PARLONS des chapitres

by / par George Pepall

This past spring, the church that I belong to held a hobbies and activities fair to let members get to know what activities and interests people have. I decided to offer a table on stamps and stamp collecting. I was pleasantly surprised to witness the curiosity shown by both adults and children. Some took away a selection of stamps from a large pile, and others told me stories of their experiences with stamps and the mails. What I learned is that we should not be shy about our hobby with other groups that we participate in.

We hope that your chapter is a Royal chapter member; but as a follow-up step, have you considered joining the American Philatelic Society as a chapter as well? As with the Royal, it can be done with the same application process and fee as an individual follows. The benefits to your chapter would be significant.

Speaking of Royal membership, would it be helpful to you to have one or more pads of membership application forms to put out at shows and meetings? The national office now has a supply of them, and I have some as well. We would be happy to send pads out to you; just say the word.

Some clubs have had gifts of reference books from members; others have actual libraries that they make available to members. In our club, very specialized books that hold no interest for our members have become a steady source of income when put up for sale on the Internet. Over the last year, five books have brought in about \$80: not enough to put on a banquet with but, as every club treasurer knows, small sums add up. Just ask the banks!

While on the twin topics of club income and disposing of resources, do you run a regular stamp scramble as a program activity? Most clubs have accumulations of random stamps on paper that have been donated or bequeathed. Toss a few thousand stamps on a big table or two, and you'll soon see the truth of the old maxim (loosely paraphrased!): "One man's tossaway is another person's gold." Of course you want the mix to include variety, in age, country, cancels, and denomination, and there can't be too many common definitives or Christmas stamps. To achieve that goal, some better items may have to be added: that's what we call 'seeding'.

In our club, we run the scramble for about 20 minutes at 50¢ per item, and then for 10 minutes for 25¢ apiece. Multiple stamps on one piece count as one. How you run it will depend on the quality of the material, the number of members participating, etc. We find it's

Le printemps dernier, une foire des activités et des passe-temps a été organisée à l'église de ma paroisse afin que ses membres sachent à quoi tous et chacun s'intéressent. J'ai donc décidé de monter un présentoir sur les timbres et la collection de timbres. J'ai été agréablement surpris de constater la curiosité, tant des adultes que des enfants. Certains ont emporté des timbres choisis parmi un énorme lot et d'autres m'ont raconté des faits vécus à propos de la poste et des timbres. L'expérience m'a appris que nous n'avons pas à être gênés de notre passe-temps lorsque nous nous associons à un groupe de personnes autre que des philatélistes.

Dans un autre ordre d'idées, nous espérons que votre chapitre est membre de La Royale. Si oui, avez-vous déjà pensé que la prochaine étape pourrait être qu'il se joigne à l'American Philatelic Society? Comme à La Royale, le processus de demande d'adhésion et les frais sont les mêmes qu'à titre personnel. Votre chapitre en retirerait de grands avantages. Et à propos d'adhésion à La Royale, lorsque vous présentez une exposition ou tenez une réunion, que diriez-vous de garder à portée de la main une tablette ou plus de formulaires de demande d'adhésion? Le bureau national en a maintenant en réserve et j'en ai aussi. Nous serons heureux de vous en faire parvenir; il suffit de les demander.

Certains clubs ont reçu des ouvrages de référence en cadeau de la part de membres, d'autres possèdent des bibliothèques ouvertes aux membres. À notre club, des livres très spécialisés qui n'étaient d'aucun intérêt pour nous sont devenus une source de revenus réguliers lorsque nous les avons mis en vente dans Internet. L'année dernière, cinq livres nous ont rapporté 80,00 \$. Ce n'est peut-être pas assez pour s'offrir un banquet, mais comme chaque trésorier le sait, les petites sommes s'additionnent. Demandez seulement aux banquiers!

Pour continuer sur le sujet binaire des revenus et de l'utilisation des ressources, votre programme d'activités prévoit-il l'organisation régulière de braderies de timbres? La plupart des clubs ont accumulé des timbres sur papier, non assortis, qui leur ont été donnés ou légués. Jetez quelques milliers de timbres sur une ou deux tables et vous constaterez rapidement la véracité du vieux dicton (plutôt librement paraphrasé!): « les rebuts des uns sont les trésors des autres ». Vous voudrez certainement y offrir de la variété en matière d'âge, de pays, d'oblitération, de catégorie; et il ne saurait y avoir trop de timbres de Noël ou de la série ordinaire. Afin d'atteindre un tel but, vous devrez ajouter des articles qui susciteront davantage d'intérêt: c'est ce que nous appelons « semer ».

À notre club, nous faisons une vente à 50 ¢ l'article pendant environ vingt minutes et ensuite à 25 ¢ pendant dix minutes. Si une pièce contient plusieurs timbres, ils comptent pour un. La façon dont vous procéderez dépendra de la qualité des articles, du nombre de membres participants, etc. De plus, il est impor-



important to keep everyone moving around, or some will literally squirrel items under others for the lower prices later on!

Has your club ever put together a list of members' individual collecting interests and specialties, and then shared the list with the membership? We have found that this can be an effective way of bringing people together through their common interest, thereby sparking trading of duplicates. Listing members and interests only by first name and telephone number allows people to feel somewhat anonymous and, therefore, secure about their collections.

One of the most important challenges that any club, small or large, handles is planning programs for regular meetings. Well-thought-out programs make the difference between routine gatherings and really exciting events that move collectors and philatelists ahead in the hobby. Speakers, auctions and stamp scrambles, quizzes and scavenger hunts, exhibiting seminars, postal tours, show-and-tell sessions are only a beginning for the club directors who plan programs each year at this time. If you have new ideas and approaches for meeting programs, we'd like to hear about them, and will share them in future columns. I spot new ideas in the club newsletters that I have received from some of you. Summer meetings in air conditioned facilities, a Saskatoon pattern, and executive planning barbeques, a Stratford tradition, are two of them.

Two recent Grass Roots Philately columns by Peter Butler in the *Canadian Stamp News* offered helpful approaches to strengthening small local clubs. The June 26th column spoke of a success in connecting into seniors' organizations for new members and energy, while the July 10th column offered specific guidelines for the best use of speakers at club meetings. I would be pleased to send you copies of these columns or details from them, as would Peter, I'm sure.

If you want details of any of the ideas mentioned here, please contact me at pepall@rogers.com, or by phone. ☒

tant que les gens circulent, sinon, certains se feront littéralement des provisions aux dépens des autres, un peu plus tard lorsque les prix auront baissé.

Votre club a-t-il déjà dressé une liste des centres d'intérêt de chacun de ses membres et de leurs spécialités pour ensuite la distribuer? Nous avons constaté qu'il s'agit là d'une façon efficace de réunir ceux qui ont des intérêts communs et de stimuler l'échange de timbres que l'on possède en double. Seuls les prénoms, les centres d'intérêt et les numéros de téléphone des membres figureraient dans cette liste afin de préserver un certain anonymat et, de ce fait, rassurer les membres quant à leurs collections.

L'une des choses les plus difficiles pour un club, qu'il soit grand ou petit, est de planifier le programme des réunions ordinaires. Un programme bien pensé fait toute la différence entre une réunion routinière et un évènement passionnant qui favorise le progrès. Les conférenciers, encans, braderies, jeux-questionnaires, chasses au trésor, séminaires sur les expositions, visites postales et séances d'expression libre et de partage ne sont qu'un aperçu des thèmes, qu'à ce moment de l'année, un directeur peut songer à inclure à son programme. Si vous avez des idées et des formules nouvelles, nous aimerions les connaître et en faire part à tous dans les chroniques à venir. Je repère des idées intéressantes dans les bulletins de clubs que je reçois. En voici deux exemples : les réunions d'été tenues dans des locaux climatisés, à la mode de Saskatoon, et la planification administrative autour d'un barbecue, selon la tradition de Stratford.

Deux articles récents de la chronique « Grass Roots Philately », par Peter Butler, dans le *Canadian Stamp News* donnaient de bonnes idées sur la façon de revigorer les petits clubs locaux. Celle du 26 juin parlait de se joindre aux organisations importantes afin d'y puiser de l'énergie et de nouveaux membres, alors que celle du 10 juillet donnait des directives précises sur la meilleure façon de mettre les conférenciers à profit aux réunions des clubs. Je serais heureux, tout comme Peter le serait, j'en suis sûr, de vous faire parvenir une copie ou des détails de ces chroniques.

Si vous désirez en savoir davantage sur les points mentionnés dans le présent article, veuillez vous adresser à moi par courriel : pepall@rogers.com ou par téléphone. ☒

## *The Canadian Philatelist Searchable Database • found at [www.rpsc.org](http://www.rpsc.org)*

Each issue of *The Canadian Philatelist* (up to five years ago) has been scanned and assembled into PDF files for on-line viewing (each issue is in one complete PDF file). You can now search a database that contains each article's Title, Author (last name and initial), Topic (and sub topic in most instances), Year of publication, Volume and Number.

## *La base de données interrogeable du Philaléliste canadien se trouve dans le site [www.rpsc.org](http://www.rpsc.org)*

Chaque numéro du Philaléliste canadien (des cinq dernières années) a été numérisé et assemblé en fichier PDF afin d'en permettre la visualisation en ligne (un fichier PDF par numéro). Vous pouvez maintenant faire une recherche dans une base de données qui comporte le titre de chaque article, le nom de l'auteur (nom de famille et initiales), le sujet (et les sous-sujets dans la plupart des cas), l'année de publication, le volume et le numéro.

# SELL QUALITY SELLS

## ROYAL PHILATELIC SOCIETY OF CANADA SALES CIRCUITS

### Most Requested Sales Circuit Books:

- Canada - esp early used, and NH
- Australia
- Belgium
- France
- Germany, colonies, states, occupations DDR etc
- New Zealand u
- Sarawak

## From mystical Malaysia to the Caribbean and BNA



### COUNTRIES AVAILABLE

- British Commonwealth
- Canada , Germany -all precancels, Japan mod u coils, plate blocks Scandinavia
- Balkans Malaya,
- Bulgaria Malaysia,states
- Central & S. Turkey America USA
- Europe Romania
- Hong Kong



	\$Cat.	\$Net
Ceylon (set/#)		
Bermuda (set/#)		
Barbados	5.50	2.50
St. Kitts . Nevis	13.50	6.00
North Borneo	30.00	22.50
Perak	275.00	190.00
Hong Kong	30.00	20.00
Johore	8.75	6.50

### Royal 2007 Royale,

Oct. 12 - 14, **Toronto**, R.D. Miner will be there with a few Circuit Books

### See us at the shows

September 22-23 - **Edmonton**, West Ed Mall, Edmonton SC bourse

Oct 27-28 - **Saskatoon**, German Canadian Club Concordia

Nov. 3-4 - **Winnipeg** Coin & Stamp Show, Marlborough Inn

We have on hand a great selection of British Commonwealth material, from rare material from various Malayan states, to the British West Indies, Pacific and Africa, to beautiful BNA - Canada and the Provinces. We also have some interesting early USA- BOB, Europe, Scandinavia and Germany, modern Japan used and Turkey and Greece, both mint and used, modern & early.

### Want to buy stamps at reasonable prices?

Write, phone, fax or e-mail today, for a complete information package on how to buy or how to sell through the **RPSC Sales Circuits**. RPSC members only

Independently owned and operated by: R. Dwayne **Miner**, Owner, and **Sandra E. Foss**, Circuit manager

Box 1109  
 Cochrane, AB T4C 1B2  
 Canada

Phone: (403) 932-2947  
 Fax: (403) 932-2947  
 E-mail: rpscsale@telus.net



# coming EVENTS CALENDRIER

To have your event listed in this section of *The Canadian Philatelist*, please send all details to The RPSC National Office, P.O. Box 929, Station Q, Toronto, ON M4T 2P1. Details may be faxed to 1-888-285-4143 or e-mail to [info@rpsc.org](mailto:info@rpsc.org). Information will not be accepted by telephone. THIS IS A FREE SERVICE OF THE RPSC.

Pour que votre événement soit listé dans cette section du *Philatéliste canadien* veuillez envoyer tous les détails au Bureau national de la SRPC, C.P. 929, Succ. 'Q', Toronto, ON M4T 2P1. Les détails peuvent être faxés au 1-888-285-4143 ou par poste-électronique à [info@rpsc.org](mailto:info@rpsc.org). Aucune information ne sera acceptée par téléphone. CE CI EST UN SERVICE GRATUIT DE LA SRPC.

## REGIONAL EVENTS / ÉVÉNEMENTS RÉGIONAUX

### **AUGUST 25 AOÛT, 2007:**

MUSPEX 2007 the 7th Annual Muskoka Stamp Club exhibition will be held 10 am to 4 pm at the Muskoka Riverside Inn, 300 Ecclestone Drive, Bracebridge ON. Dealers, exhibits, silent auction, door prizes, free entry. Contact Tom Anderson at [eltomander@sympatico.ca](mailto:eltomander@sympatico.ca).

### **SEPTEMBER 22 SEPTEMBRE, 2007:**

LAMPEX 2007, the Sarnia Stamp Club's annual show and bourse will be held from 9:30 am to 4:00 pm at the Optimist Hall at the Point Edward Arena, 210 Monk Street, Pt. Edward, ON. Free admission and parking. Refreshments available. Contact David Burwell at (519) 337-9104 or [dburwell@sympatico.ca](mailto:dburwell@sympatico.ca)

### **OCTOBER 13 OCTOBRE, 2007:**

KINGSTON STAMP FESTIVAL 2007, 9 am to 4 pm, Edith Rankin Memorial Church, 4080 Bath Road, Kingston, ON. Hourly draws, 9 dealers, free parking. For information contact Richard Weigand, at (613) 352-8775 or [theweigands@sympatico.ca](mailto:theweigands@sympatico.ca)

### **OCTOBER 27 OCTOBRE, 2007:**

The Barrie District Stamp Club's 46th Annual Stamp Show and Bourse, 10 am to 4 pm, Aladdin's Banquet Hall, 41 Essa Road, Barrie, ON. Free admission and parking. Snack bar. For information call the Club President, Bruce Walter, (705) 735-6009.

### **OCTOBER 28 OCTOBRE, 2007:**

Stamp show sponsored by the Saint John Stamp Club. 10 am to 4:30 pm at the Coastal Inn Fort Howe Hotel, Salons A&B. Dealers, displays, door prizes. Free admission. For information contact Jim Young at (506) 849-2250.

### **NOVEMBER 3 NOVEMBRE, 2007:**

KENTPEX 2007 sponsored by the Kent County Stamp Club will be held from 9:30 am to 3:30 pm at the Wheels Motor Inn, on the corner of Richmond Street and Keil Drive, Chatham, ON. Exhibits and dealers. Free admission and parking. For more information call Paul McDonnell at (519) 354-1845 or e-mail [pvmcdonell@sympatico.ca](mailto:pvmcdonell@sympatico.ca)

### **NOVEMBER 10, 2007:**

The annual Cambridge Stamp Club Show and Bourse will be held at the United Kingdom Club, International Village Drive, Cambridge, Saturday Nov. 10, 2007, 9:30 a.m. -4:00 p.m. Free parking, door prizes, auction, and lunch counter. 10 dealers. For more information, contact Godfrey Fearn, 519-623-4911.

### **MARCH 29 MARS, 2008:**

KAPEX 2008 will be held 9:30 am to 4:30 pm at the Evinrude Centre, 911 Monaghan Road, (just north of Lansdowne Street). Featuring exhibits, dealers, door prizes, children's prizes, club sales and auction. Information from Rick Stankiewicz at (705) 295-6158 or [stankiewiczr@nexcicom.net](mailto:stankiewiczr@nexcicom.net)

## NATIONAL EXHIBITIONS / EXPOSITIONS NATIONALES

### **AUGUST 31-SEPTEMBER 2, 2007**

### **31 AOÛT-2 SEPTEMBRE, 2007:**

BNAPEX 2007, the annual convention and exhibition

of the British North America Philatelic Society will be held at the Westin Hotel, 320 - 4th Avenue, Calgary AB. Friday 10 am to 5:30 pm, Saturday 10 am to 5:30 pm and Sunday 10 am to 3 pm. Meetings, banquet, spouses program. Information: [www.bnaps.org](http://www.bnaps.org) or Jon Johnson (403) 253-8411.

### **OCTOBER 12-14 OCTOBRE, 2007:**

ROYAL \*2007\* ROYALE: The Royal Philatelic Society of Canada's 79th Annual Exhibition and Convention will be held at the Queen Elizabeth Building, Exhibition Place, Toronto, Ontario. For information [www.rpsc.org](http://www.rpsc.org) or Peter Butler, (416) 690-4666 or [pbutler@ilap.com](mailto:pbutler@ilap.com). Dates and locations for forthcoming years:

2008, Ste. Foy, Québec.  
2009, St. Catharines, Ontario.  
2010, Windsor, Ontario  
2011, Montréal, Québec.

### **OCTOBER 25-28, OCTOBRE, 2007:**

There will be a Digital Philatelic Exhibition as part of the ASDA's Fall 2007 Mega-Event at Madison Square Gardens in New York. Entry forms for digital philatelic studies (DPS) must be submitted by August 1, 2007. Information at [www.asdaonline.com](http://www.asdaonline.com) or from Colin Fraser at [frasers@writeme.com](mailto:frasers@writeme.com) or (845) 679-0684.

### **JANUARY 11-13 JANVIER, 2008:**

AmeriStamp Expo 2008, the annual APS winter show and convention will be held at the Charlotte Convention Center, Charlotte, North Carolina. Information from Dana Guyer (814) 993-3803 ext. 207 or [dana@stamps.org](mailto:dana@stamps.org)

### **MARCH 28-30, 2008:**

EDMONTON SPRING NATIONAL 2008, Edmonton, AB. Details to follow at a later date.

### **MAY 3-4 MAI, 2008:**

ORAPEX 2008, Ottawa's National Stamp Show, the 47th Annual Stamp Exhibition and Bourse with over 40 dealers and 150 frames of exhibits, will be held at the RA Centre Curling Rink, Saturday May 3, 10 am to 6 pm, and Sunday May 4, 10 am to 4 pm. The address is RA Centre, 2451 Riverside Drive, Ottawa, ON. Those wishing to exhibit should contact Tom Hare at [thare@sutton.com](mailto:thare@sutton.com). For bourse information please contact Stéphane Cloutier at [cloutier1967@sympatico.ca](mailto:cloutier1967@sympatico.ca). FREE admission and parking. Dick Malott, Publicity Officer at (613) 829-0280 or [rmalott@magma.ca](mailto:rmalott@magma.ca).

### **MAY 16-18 MAI, 2008:**

ROYAL \*2008\* ROYALE: The Royal Philatelic Society of Canada's 80th Annual Exhibition and Convention will be held in Ste. Foy, Québec. Details to follow.

### **AUGUST 29-31 AOÛT, 2008:**

BNAPEX+2008+NOVAPEX, the annual Convention of the British North America Philatelic Society, in Halifax, The host facility is The Lord Nelson Hotel, 1515 South Park Street, Halifax, NS B3J 2L2. General information may be obtained from

Jack Forbes, ([JAFRBS@aol.com](mailto:JAFRBS@aol.com)) or Michael Peach ([michael.peach@ns.sympatico](mailto:michael.peach@ns.sympatico)), Dealer contact is Claude Michaud ([jcm.ph@ns.sympatico.ca](mailto:jcm.ph@ns.sympatico.ca)) and the Exhibits Chair is Gary Steele ([gary.steele@ns.sympatico.ca](mailto:gary.steele@ns.sympatico.ca)). The Convention is being held in conjunction with the Annual Exhibition of the Nova Scotia Stamp Club

### **MAY 2-3 MAI, 2009:**

ORAPEX 2009, Ottawa. Details to follow at a later date.

### **MAY 1-2 MAI, 2010:**

ORAPEX 2010, Ottawa. Details to follow at a later date.

## INTERNATIONAL EXHIBITIONS / EXPOSITIONS INTERNATIONALES

### **SEPTEMBER 24-OCTOBER 1, 2007 / 24 SEPTEMBRE-1 OCTOBRE, 2007:**

International Exhibition in Bogota, Columbia. Commissioner Charles J. G. Verge, FRPSC, FRPSL, PO Box 66, Stn "Q", Toronto, ON M4T 2L7. Tel: (647) 344-0446 and E-mail [cjgverge@rogers.com](mailto:cjgverge@rogers.com)

### **MAY 14-18 MAI, 2008:**

Tel Aviv Israel. WORLD STAMP CHAMPIONSHIP "ISRAEL 2008" under F.I.P. patronage will include all 10 F.I.P. philatelic competitive classes, as well as World Stamp Championship competition. Israel Trade Fairs & Convention Center, Tel Aviv. Commissioner: Dr. Jan J. Danielski, 71 Gemela Square, Toronto, ON M1B 5M7. Tel: (416) 283-2047, e-mail: [jjad@rogers.com](mailto:jjad@rogers.com).

### **JUNE 20-28 JUIN, 2008:**

Bucharest Romania. EFIRO 2008 World Philatelic Exhibition under F.I.P. Auspices. Commissioner: Charles J. G. Verge FRPSC, FRPSL, PO Box 66, Stn "Q", Toronto, ON M4T 2L7. Tel: (647) 344-0446 and E-mail [cjgverge@rogers.com](mailto:cjgverge@rogers.com)

### **SEPTEMBER 12-14 SEPTEMBRE, 2008:**

Prague, Czech Republic, PRAGA 2008 World Philatelic Exhibition, covering FIP Classes of Traditional Philately, Postal History, Philatelic Literature and the experimental class of One Frame Exhibits. Commissioner Peter Butler, PO Box 929, Station Q, Toronto, ON M4T 2P1. Tel: (416) 921-2077, Fax: (416) 921-1282 and E-mail: [pbutler@ilap.com](mailto:pbutler@ilap.com).

### **MAY 8-15 MAI, 2010:**

London 2010 Festival of Stamps will be held at the Business Design Centre, Upper Street, Islington, London N1. Details at [www.london2010.org.uk](http://www.london2010.org.uk). Canadian commissioner not yet appointed.

### **OCTOBER 1-10 OCTOBRE, 2010:**

PORTUGAL 2010, Parque das Nações, Lisbon, Portugal. Commissioner Charles J. G. Verge FRPSC, FRPSL, PO Box 66, Stn "Q", Toronto, ON M4T 2L7. Tel: (647) 344-0446 and E-mail [cjgverge@rogers.com](mailto:cjgverge@rogers.com).



## chapter MEETINGS RÉUNIONS des clubs membres

### AJAX PHILATELIC SOCIETY

RPSC Chapter 163 meets the 2nd and 4th Thurs. Sept. to June at the Ajax Public Library, 65 Harwood Ave. S., 6-9 p.m. Contact: Steve Warcop, 1511 Silver Spruce Dr., Pickering, ON L1V 5G9. (416) 875-6446. E-mail: stevewarcop@hotmail.com.

### AMICALE DES PHILATELISTES DE L'OUTAOUAIS (APO)

Les membres de l'APO, chapitre 190 de la SRPC, se réunissent tous les jeudis de début septembre à fin avril, de 18h30 à 21h00. Les réunions ont lieu au Châlet Fontaine, 120 rue Charlevoix à Hull (Québec). Carte de membre 20 \$ (10\$ pour les moins de 16 ans). Vendeurs, encans, exposition. / Members of the APO (Chapter #190) meet every Thurs. from Sept. to the end of April, 6:30 to 9 p.m. in the Châlet Fontaine, 120 Charlevoix, Hull, Québec. Membership \$20 (\$10 under 16). Dealers, auctions, show and bourse. Contact: A. Bossard, 5-1160 Shillington, Ottawa, ON K1Z 7Z4; (613) 722-7279; e-mail: isabelle.alain@sympatico.ca

### CLUB PHILATÉLIQUE "LES TIMBRÉS" DE BOISBRIAND

Section adulte: Tous les lundis soir de 18h45 à 21h. Section junior: Tous les samedis de 9h. à 11h30; au Centre socio-culturel de Boisbriand, 480 rue Chavigny, Boisbriand, QC, J7G 2J7; information: Mrs. Linda Nadon Présidente 450-435-8604 et M. Maurice Touchette Vice-président-Trésorier 450-435-5973.

### BARRIE DISTRICT STAMP CLUB

Chapter 73, meets the second Thursday of the month, except July and August, at St. Andrew's Presbyterian Church, Owen and Worsley Streets, Barrie, at 7:00 p.m. Contact Michael Millar, FRPSC, 292 Shanty Bay Road, Barrie, ON L4M 1E6, mmillar@cois.on.ca 705-726-5019.

### BRAMALEA STAMP CLUB

RPSC Chapter 144 meets the 1st Sun. Oct. to June 2-4 p.m. and the 3rd Tues. year round 7:30-9:30 p.m. at Terry Miller Recreation Complex, Williams Parkway (between Dixie Rd. and Bramalea Rd.) Brampton, ON. Contact: Bramalea Stamp Club, Box 92531, Bramalea, ON L6W 4R1.

### BRANTFORD STAMP CLUB

RPSC Chapter 1 meets on the 1st and 3rd Tues. Sept. to May, and the 1st Tues. in June, at the Woodman Community Centre, 491 Grey St. ON at 7 p.m., short business meeting at 8 p.m., followed by a program. Circuit books, five dealers. Contact: Secretary, Box 25003, 119 Colborne St. W., Brantford, ON N3T 6K5; (519) 753-9425

### BRITISH COLUMBIA PHILATELIC SOCIETY

Meetings occur Wednesday nights at 7:30 PM from Sept. to June, at West Burnaby United Church, 6050 Sussex Ave., Burnaby BC, near the Metrotown Skytrain station. See our website at [www.bcphilatelic.org](http://www.bcphilatelic.org) for details of meeting times and locations. For more information call Bob Ingraham, President, at (604) 694-0014.

### BROCK/PRESCOTT STAMP CLUB

Meets the 3rd Wed. Sept. to May at 7 p.m. at Wall Street United Church, 5 Wall St., Brockville, ON. Contact Roy Brooks at (613) 342-7569.

### CALGARY PHILATELIC SOCIETY

(Chapter 66) Regular meeting: 1st Wed. except July and Aug., 7 p.m. Auctions on 3rd Wed. of month except Dec., 7:30 p.m. Kerby Centre, 1133 7 Ave. SW. Contact: Calgary Philatelic Society, PO Box 1478, Station M, Calgary, AB T2P 2L6, or visit [www.calgaryphilatelicociety.com](http://www.calgaryphilatelicociety.com)

### CAMBRIDGE STAMP CLUB

Chapter 4 - Meets on the first Thursday of the month (all year) and the third Monday of the month (September to June) on the second floor of the Allan Reuter Centre, 507 King Street, Cambridge. Visitors welcome. Information Ron Adkin, 1736 Briarwood Drive., Cambridge, ON N3H 5A7 (519) 650-5136.

### CANADIAN AEROPHILATELIC SOCIETY

RPSC Chapter 187, yearly membership for Canadians \$20 Cdn, for Americans \$22 Cdn. and for all other countries \$25. No formal meetings, but members join the RA Stamp Club meetings at the RA Centre, 2451 Riverside Dr., Ottawa, ON at 7:30 p.m. every Mon. except June to Aug. Contact: Brian Wolfenden, 203A Woodfield Drive, Nepean ON K2G 4P2. (613) 226-2045.

### CANADIAN ASSOCIATION FOR ISRAEL PHILATELY

Chapter 76, Jan Bart Judaica Study Group, meets on the 2nd Wed. except July and Aug., 7 p.m., at Lipa Green Bldg., 4600 Bathurst St., Willowdale, ON. Contact: Joseph Berkovits, 33-260 Adelaide St. E., Toronto, ON M5A 1N1. (416) 635-1749.

### CANADIAN FORCES BASE TRENTON STAMP CLUB

Chapter 89 meeting on the 1st and 3rd Wed. Sept. to June at the Trenton Seniors' Club (Club 105) at the corner of Bay and Campbell Streets at 6:45 p.m. Contact: G.A. Barsi at (613) 394-2024, M. Leedham at (613) 392-7462 or S. Taylor at (613) 393-4316.

### COBOURG STAMP CLUB

Chapter 106 meets the 2nd and 4th Wednesdays of each month (Sept through May) and once a month during June, July and August at the Salvation Army Citadel, 59 Ballantine St., Cobourg. For further information re club activities please contact Harold Houston at 905-885-0075 or e-mail [hhouston@cogeco.ca](mailto:hhouston@cogeco.ca).

### COLBORNE STAMP CLUB

Chapter 205 meets on the 2nd and 4th Tues. Sept. to May at 7 p.m. in the Seniors' Drop-In, Vourneen "Buff" Jack Memorial Centre, 14 Victoria Square. Contact: Box 1073, Colborne, ON K0K 1S0.

### COLLINGWOOD - GEORGIAN BAY COIN & STAMP CLUB

Chapter 168 meets 3 times a month year-round: 1st Tuesday of the month at the Real Can. Superstore in Midland, 2nd and 4th Tuesday at the Real Can. Superstore in Wasaga beach. All meetings are from 7:00 p.m. to 9:00 p.m. Contact: Pres. Horst Bolik 705-429-4061.

### CREDIT VALLEY PHILATELIC SOCIETY - MISSISSAUGA

Chapter 67 of The RPSC meets on the 1st and 3rd Wednesday of each month from September to April, 7 to 9 p.m. at Christ Church United, 1700 Mazo Crescent - one block east of Clarkson Rd. and one block north of Truscot. Contact Bob Laker (905) 608-9794.

### DELTA STAMP CLUB

Club meetings on the 2nd and 4th Tues. Sept. to May at 7:30 p.m. at the Beach Grove Elementary School, 5955 17A Ave., Tsawwassen, BC. Contact Keith Meyer, President, #7-1100-56th St. Delta, BC V4L 2N2.

### EAST TORONTO STAMP CLUB

Chapter 12 meets the 1st and 3rd Wed., except June to Aug., at Stan Wadlow Clubhouse, Cedarvale Ave. Contact: Sec. Raymond Reakes, 188 Woodmount Ave., Toronto, ON M4C 3Z4. (416) 425-1545.

### EDMONTON STAMP CLUB

Edmonton's Chapter 6 meetings held every other Mon., Sept. to June at 7 p.m., at St. Joseph High School cafeteria (use north entrance), 10830-109 St. Contact: Box 399, Edmonton, AB, T5J 2J6. Keith Spencer (780) 437-1787 or e-mail [ameech@telusplanet.net](mailto:ameech@telusplanet.net).

### ESSEX COUNTY STAMP CLUB

Chapter 154 meets on the 1st and 3rd Wednesday of the month (except no second meeting in July, August and December), at 7:00 p.m. at 5050 Howard Ave, Windsor, ON. Contact: David L. Newman, President, at 1165 Wigle Ave, Windsor, ON, N9C 3M9. Tel.: (519) 977-5967. E-mail: [lacumo@cogeco.ca](mailto:lacumo@cogeco.ca).

### FENELON STAMP CLUB

The club meets on the second Monday of each month at 7:30 p.m. at Fenelon Falls Baptist Church on Colbourne Street in Fenelon Falls. For more information, contact President, Lloyd McEwan, 705-324-7577, 212 Mary St. W., Lindsay, ON K9V 2N8.

### FRASER VALLEY PHILATELIC CLUB

Meets at 7 p.m. on the 3rd Monday, except holidays, at Abbotsford Senior Secondary School, 2329 Crescent Way. Contact N. Holden at (604) 859-9103.

### FREDERICTON DISTRICT STAMP CLUB

Chapter 148 meets the 1st and 3rd Tues. Sept. to May at 7:30 p.m. at the Hugh John Fleming Forestry Centre, 1350 Regent St. Contact Ron Smith, 12 Chateau Dr., McLeod Hill, NB, E3A 5X2, (506) 453-1792, e-mail: [rsmith0225@rogers.com](mailto:rsmith0225@rogers.com)

### FUNDY STAMP COLLECTOR'S CLUB

Meets the 1st Thurs, except July and August, at 7 PM at the CN Pensioners Centre, 1 Curry Street. Contact Mike Leighton at (506) 389-8083 or PO Box 302, Moncton, NB E1C 8L4

### GREATER VICTORIA PHILATELIC SOCIETY

Chapter 32 meets on the 3rd Fri. at 7:30 p.m. at the Windsor Park Pavilion in Oak Bay. Circuit books, auction and special programs prevail. Contact Don Dundee, 928 Claremont Ave., Victoria, BC V8Y 1K3, (604) 658-8458.

### HAMILTON STAMP CLUB

Chapter 51 meets at 6 p.m. on the 2nd, 4th and 5th Mon., Sept. to June except holidays, and 2nd Mon. of July, at Bishop Ryan secondary school, Quigley Rd. and Albright St. Contact: Clare Maitland (Secretary), Box 60510, 673 Upper James St., Hamilton, ON, L9C 7N7; e-mail: [stamps@hwcnc.org](mailto:stamps@hwcnc.org) or online at: [www.hwcnc.org/~ip029](http://www.hwcnc.org/~ip029)

### INSURANCE AND BANKING PHILATELIC SOCIETY OF GREAT BRITAIN - CANADIAN BRANCH

Chapter 82 meets on the third Thursday of most months at the premises of DEPAG Agency, 14th floor, 67 Yonge Street, Toronto. Some meetings may be held at other venues as required. Contact Joe Janthur, President, at 416-364-4112.

### KAWARTHA STAMP CLUB

The Kawartha Stamp Club, meets on the second and fourth Tuesday of every month (except July and August) at 6:30 p.m. at the Immanuel Alliance Church, 1600 Sherbrook Street West, Peterborough, ON K9J 6X4. Contact Marie Olver at 705-745-4993 for more info.

### KELOWNA & DISTRICT STAMP CLUB

Chapter 90 meets on the 1st Wed. Sept. to June at 7 p.m. at the Odd Fellows Hall, 2597 Richter St., Kelowna, BC. Contact: Kelowna Stamp Club, PO Box 24081, Town Centre P.O., Kelowna, BC V1Y 9H2.

### KENT COUNTY STAMP CLUB

Chapter 7 meets 4th Wed. except July, Aug. and Dec. in the library of John McGregor Secondary School, 300 Cecile, Chatham, ON, at 7:30 p.m. Contact: Secretary, Allan Burk, 43 Sudbury Dr., Chatham, ON N7L 2K1.

### KINCARDINE STAMP CLUB

Chapter 196 meets the 1st Wednesday of the month in the back of the Anglican Church on Russell Street at 7:00 p.m. Contact President John Cortan 519-395-5817 or Secretary Andrew Lunshof 519-396-5910. Club mailing address is 677 Hunter Street, Kincardine, ON N2Z 1S6 or e-mail: [carm@bmts.com](mailto:carm@bmts.com).

### KINGSTON STAMP CLUB

Meets 7-9 p.m. on the 2nd and 4th Mon. Sept. to May at the Ongwanada Resource Centre, 191 Portsmouth Ave. Free parking and wheelchair access. Consignment table, auctions, bourse, OXFAM, and trading. Contact President Bob Chadwick, 31 Abbey Dawn Drive, Bath, ON K0H 1G0. Tel: (613) 352-1052.

### KITCHENER-WATERLOO PHILATELIC SOCIETY

Chapter 13 meets the 2nd Thurs. Sept. to June at Albert McCormick Arena, Parkside Dr., Waterloo. Contact: James Oliver, P.O. Box 43007, Eastwood Square PO, Kitchener, ON N2H 6S9, (519) 893-4092.

### LAKEHEAD STAMP CLUB

Chapter 33 meets the 2nd Wed. and last Fri. Sept. to June at the Herb Carroll Centre, 1100 Lincoln St., Thunder Bay, ON. at 7:30 p.m. Contact: Secretary D. Lein, 232 Dease St., Thunder Bay, ON P7C 2H8.

# chapter MEETINGS RÉUNIONS des clubs membres



## **LAKESHORE STAMP CLUB – CLUB PHILATÉLIQUE DE LAKESHORE**

Chapter 84 meets at St. John the Baptist Church, 233 Ste-Claire Street in Pointe-Claire, on the 2nd and 4th Thurs. Sept. to June at 7:30 p.m. Contact: François Brisse, President, PO Box 1, Pointe Claire/Dorval, QC, H9R 4N5. / Le chapitre 84, se réunit tous les jeudis du début septembre à fin juin, à 19h30. Les réunions ont lieu à l'Église St. John the Baptist, 233 rue Ste-Claire à Pointe-Claire. Information: François Brisse, Président, Case Postale 1, Pointe Claire/Dorval, QC, H9R 4N5.

## **LETHBRIDGE PHILATELIC SOCIETY**

Chapter 57, The Lethbridge Philatelic Society, meets on the second Thursday of the month (except June, July or August) at 7 p.m. in the community room of Save on Foods, 1112 2nd Ave N, Lethbridge, AB

## **MEDICINE HAT COIN & STAMP CLUB**

Chapter 146 meets the 2nd and 4th Tues. at 7:30 p.m. at the Volunteer Centre (Redi Enterprises Bldg) 856 Allowance Ave. S.E. Contact: Rudy Hartman, 22 Park Meadows Dr. S.E., Ste. 104, Medicine Hat, AB T1B 4E8.

## **MIDDLESEX STAMP CLUB**

Chapter 204 meets every other Fri. Sept. to May, at 7 p.m. in the basement of St. Martin's Church, 46 Cathcart St., London. Meeting at 8 p.m. Contact Patrick Delmore at (519) 675-0779.

## **MILTON STAMP CLUB**

Chapter 180 meets on the last Mon., except Dec. at 7 p.m. at Hugh Foster Hall (beside Town Hall) in Milton, ON. Silent auction every meeting. Contact: Milton Stamp Club, 425 Valleyview Cres., Milton, ON L9T 3K9; (905) 878-1533, or e-mail: alman@globalserve.net.

## **MUSKOKA STAMP CLUB**

Meets the first Wednesday of each month at Bracebridge Public School, 90 McMurray Street, Bracebridge, ON. (Location for July & August will vary). Contact Tom Anderson (President) 7 Sadler Drive, Bracebridge ON P1L 1K4; (705) 645-3330; e-mail eltomander@sympatico.ca

## **NELSON STAMP CLUB**

Meets on the 3rd Thurs. except Dec. at 7 p.m. at #105-402 W. Beasley, Nelson, BC V1L 5Y4.

## **NORTH BAY & DISTRICT STAMP CLUB**

The North Bay & District Stamp Club meets every second and fourth Wednesday of the month, September to May, at Empire Living Centre, 425 Fraser Street, North Bay at 6:30 p.m. Visitors are always welcome. Contact person: Rita Patry, 47 Oakdale Road, North Bay, ON P1B 8Y6; tel. 1-705-474-9189.

## **NORTH TORONTO STAMP CLUB**

Chapter 5 meets on the 2nd and 4th Thursday of the month from January to June and from September to November. Meetings are held at Yorkminster Park Baptist Church, 1585 Yonge Street, one block north of St. Clair Avenue. Stamp sales circuit opens at 6:30 p.m. and meetings start at 8:00 p.m. Contact Herb Letsche, tel: (416) 445-7720, fax: (416) 444-1273, or e-mail: ntstampclub@yahoo.ca.

## **NORTH YORK PHILATELIC SOCIETY**

Chapter 21 meets on the 1st and 3rd Wednesdays of each month from September to the 1st Wednesday in June, and on the 3rd Wednesday of July and August. Meetings are held from 6:30 p.m. to 9:00 p.m. in the Skaters' Lounge at the Carnegie Centennial Arena, 580 Finch Avenue West (1 1/2 blocks west of Bathurst), Toronto, Ontario. Meetings feature a convivial atmosphere, speakers, auctions, a sales circuit, and a number of dealer members. Membership is only \$10 per year. Ample parking is free. For more information, contact Art Halpert, tel. 416-643-2020 (days), 416-499-4406 (evenings/weekends), e-mail ahalpert@sympatico.ca

## **NOVA SCOTIA STAMP CLUB**

We invite you to join us at a monthly meeting on the second Tuesday of the month at 7:30 pm in the auditorium - lower level (except July & August). Nova Scotia Museum of Natural History, 1747 Summer St., Halifax, NS B3H 3A6, www.nsstampclub.ca.

## **OAKVILLE STAMP CLUB**

Chapter 135 meets on the 4<sup>th</sup> Tuesday of the month at 7 p.m. in the cafeteria, St. Thomas Aquinas Secondary School, corner of Rebecca Street and Dorval Drive. Contact: Oakville Stamp Club, c/o Kenneth O'Connor, Secretary. Telephone (905) 469-6445.

## **OTTAWA PHILATELIC SOCIETY**

Chapter 16 meets every Thursday at 7:30pm, September to June at the Hintonburg Community Centre, 1064 Wellington Street, Ottawa, Ontario. Contact: Jack Gray, President. E-mail exoc@sympatico.ca. 3 Leonard Ave., Ottawa, ON K1S 4T6.

## **OWEN SOUND STAMP CLUB**

Chapter 191 meets the 3rd Wed. at 7 p.m. at St. George's Anglican Church, 149 4th Ave. E. Trading, auctions, circuit books. Contact Robert J. Ford, 721 8th Ave. E., Owen Sound, ON N4K 3A4.

## **OXFORD PHILATELIC SOCIETY:**

Chapter 65 meets 2nd and 4th Wednesdays, September to May at St David's United Church, 190 Springbank, Ave., North, Woodstock, On. Trading at 7pm - Regular Meeting at 7:30pm. Speakers, mini auctions, contests w/ prizes, dealers. Contact: Gib Stephens, P. O. Box 20113, Woodstock, On. N4S 8X8

## **PENTICTON AND DISTRICT STAMP CLUB**

Chapter 127 meets the 1st Sunday of each month, from Sept. to May, from 2-4 p.m. at the Pentiction Library Auditorium, 785 Main St. Contact: Dorothy Karslake (Secretary), 203-22 Abbott Street, Pentiction, BC V2A 4J2.

## **PERTH STAMP CLUB**

Meets the 2nd and 4th Wed. Sept. to June, 7:30 p.m. in McMartin House, Gore Street. Contact Gus Quattrocchi (A.J.), 69 Harvey St., Perth, ON K7H 1X1.

## **R.A. STAMP CLUB – OTTAWA**

Chapter 41 meets every Mon., except June to Aug. at 7:30 p.m. at the R.A. Centre, 2451 Riverside Dr., Ottawa, ON K1H 7X7. Contact: (613) 733-5100.

## **REGINA PHILATELIC CLUB**

Chapter 10 meets the 1st and 3rd Wed., Sept. to May, 7-10 p.m. at Sheldon-Williams Collegiate Library, 2601 Coronation St., Contact: Box 1891, Regina, SK S4P 3E1.

## **ROYAL CITY STAMP CLUB**

Chapter 104 meets on the 2nd Thurs. except July and Aug., 7 p.m. at the New Westminster Public Library, 716-6th Ave., New Westminster, BC. Contact: Box 145, Milner, BC V0X 1T0. (604) 534-1884.

## **SAINT JOHN STAMP CLUB**

Saint John Stamp Club meets at 7:00 pm the fourth Wednesday of each month, except July and August, at the Atlantic Superstore, Millidgeville. Visitors and new members welcome. Please call 849-2250 for more information

## **ST. CATHARINES STAMP CLUB**

Meets on the 1st and 3rd Tues. Sept. to June at Holy Cross secondary, St. Catharines, ON. Contact: Stuart Keeley, 15 Baxter Cres., Thorold, ON L2V 4S1, (905) 227-9251, stuart.keeley@sympatico.ca

## **ST. JOHN'S PHILATELIC SOCIETY**

Meets 2nd and 4th Wed., except July and Aug. at 8 p.m. at Marine Institute. Contact: Michael Deal, 107 Springdale St., St. John's, NL A1C 5B7. Tel: (709)754-2807. E-mail: mdeal@mun.ca

## **SARNIA STAMP CLUB**

Chapter 45 meets on the 4th Sunday of the month, September through June, with the exception of December which is held on the 2nd. Sunday. Meetings are held at the Kinsmen Club of Sarnia at 656 Lakeshore Road in Sarnia, Ontario, from 2:00 p.m. to 4:00 p.m. Activities include circuit books, silent auction, and dealers. Contact: Doug Fox at 1849 LaSalle Line, RR4, Sarnia, ON N7T 7H5. Telephone: (519) 332-0378.

## **SASKATOON STAMP CLUB**

Chapter 80 meets the 2nd and 4th Mon. Sept. to May, 7-9 p.m. at the Saskatoon Public Library - Rusty McDonald Branch, 225 Primrose Dr., Saskatoon, SK S7K 5E4. Contact: secretary: Doug Smith, (306) 249-3092; e-mail: douglasmichaelsmith@shaw.ca.

## **SAUGEEN STAMP CLUB**

Meets on the 1st Tues. at the Hanover Library Complex, 451 10th Ave., Hanover, ON. Contact: Bill Findlay, President, PO Box 1518, Durham, ON N0G 1R0, E-mail billfindlay@bmts.com, or Joanne Vogel, Vice-president, Box 663, Chesley, ON N0G 1L0, E-mail jimmyjo@bmts.com.

## **SCARBOROUGH STAMP CLUB**

Chapter 223 meets the 1st and 3rd Tues. Sept. to June at 7 p.m. at Cedarbrook Community Centre, Contact Don Beaumont, 22 Gregson Street, Ajax, ON L1T 3Z9.

## **SIDNEY STAMP CLUB (SIDNEY, BC)**

The Sidney Stamp Club meets the 2nd Sat. except July and Aug., at the Sidney Regional Library, Nell Horth Room, at 2 p.m. Sales circuit, presentations, and auctions. Contact: (250) 479-6513.

## **LA SOCIÉTÉ PHILATÉLIQUE DE QUÉBEC**

La S. P. Q. tient ses réunions régulières les premiers et troisièmes mercredis du mois au sous-sol de l'église St-Rodrigue, 4760 1ère Avenue, porte 10 à Québec. Les réunions ont lieu de 19 h à 22 h du troisième mercredi de septembre au premier mercredi de juin. Information: écrire a SPQ, CP 70076, succ Québec-Centre, Québec, Qc G2J 0A1. Courriel: jp.forest@videotron.ca, site Web: www.s-p-q.org.

## **LA SOCIÉTÉ PHILATÉLIQUE DE LA RIVE SUD**

Société membre No. 19. Réunions régulières tenus les 2e et 4e lundis débutant en septembre pour se terminer le 2e lundi de juin. De 19h30 à 21h00. Centre culturel, 100 ouest, rue St-Laurent, Longueuil, QC. Secrétaire Bernard Dansereau.

## **STRATFORD STAMP CLUB**

Chapter 92 The Stratford Stamp Club meets on the 4th Thursday from September to June (except December when it meets on the 3rd Thursday), 7pm at the Stratford Kiwanis Community Centre, 111 Lakeside Drive, Stratford, Ontario. There is something of interest for all ages from beginner to the advance collector. Visitors are always welcome. For information please send inquiries to the following address: Stratford Stamp Club, Suite 273, 356 Ontario Street, Stratford, ON N5A 7X6, or contact William Gard 1-519-272-2842

## **SUDBURY STAMP CLUB**

Chapter 85 meets on the 2nd Tuesday of the month, September through June at 7:00 p.m. Meetings are held at the Delki Dozzi Playground Fieldhouse. Slides, presentations, auction. Contact: Wm "Biff" Pilon at P.O. Box 2211, Station A, Sudbury, Ontario, P3A 4S1. E-mail: biffandbetty@sympatico.ca

## **THE PHILATELIC CLUB OF MONTRÉAL**

Chapter 122 meets on the 3rd Thurs. at 7:30 p.m. at Le Manoir, 5319 Notre Dame de Grace. Contact: Lloyd Slaven, 1079 Emerson Cres., Chomedey, QC, H7W 1H6; e-mail: lslaven@macten.net.

## **TORONTO HARMONIE STAMP CLUB**

Chapter 94 meets on the first Monday of the month, except July and August, at 7:30 p.m. in a member's house. New members or visitors are always welcome. For further information, contact Jake Doehler, 6 Monmouth Court, Scarborough, ON M1H 2T5. Tel: 416-438-4862, e-mail: bimlidoehler@hotmail.com.

## **TRURO PHILATELIC SOCIETY**

Meets the 2nd Thurs. Sept. to June at 7:30 p.m. at the Sobey's community room, Prince St., for a general meeting followed by a program and auction. Fourth Thurs is trading night.

## **L'UNION DES PHILATÉLISTES DE MONTRÉAL**

Le chapitre no. 3 de la Société se réunit à 19 h 00 tous les 2es et 4es mardis de septembre à juin au 7355, boulevard Christophe-Colomb, Montréal, QC, H2R 2S5. Visiteurs bienvenus. / Chapter 3 meets at 7:00 p.m. on the 2nd and 4th Tues. from September to June at 7355 Christopher Columbus Boulevard, Montreal, QC, H2R 2S5. Visitors welcome.

## **VANCOUVER ISLAND PHILATELIC SOCIETY**

Chapter 52, meets at 7:30 p.m. on the 4th Thurs. at St. Aidan's Church Hall, 3707 St. Aidan's St., Victoria, BC. Contact R. Clarke, Sec., Vancouver Island Philatelic Society, 205 - 651 Jolly Pl, Victoria, BC, V8Z 6R9.

## **WEST TORONTO STAMP CLUB**

Chapter 14 meets 2nd, 3rd and 4th Tues. except July and Aug., 7:30 p.m. at Fairfield Seniors' Centre, 80 Lothian Ave., Etobicoke, Auctions, dealers, speakers, study group, annual exhibition. Contact: 331 Rathburn Rd., Etobicoke, ON M9B 2L9. Frank Alusio, (416) 621-8232.

## **WINNIPEG PHILATELIC SOCIETY**

Meets at 7 p.m. on the 1st and 3rd Thurs. except July and Aug. Deaf Centre of Manitoba, Meeting Room, 285 Pembina Hwy. Contact: Rick Penko, 3793 Vialoux Dr., Winnipeg, MB R3R 0A5, e-mail: rpenko@shaw.ca.



# See You at ROYAL\*2007\*ROYALE

Queen Elizabeth Building  
Exhibition Place  
Toronto, Ontario  
Canada

Show Hotel, Radisson Admiral  
Queen's Quay, Harbourfront

- Further information about:
- hotel rates & alternate hotel choices •
  - stamp dealer opportunities • show prospectus •
  - exhibitor entry form • plus much more •
- can be found on the three websites below:

[www.rpsc.org](http://www.rpsc.org) • [www.gtapa.org](http://www.gtapa.org) • [www.csdaonline.com](http://www.csdaonline.com)

**October 12 -14, 2007**



# Rendez-vous à ROYAL\*2007\*ROYALE

au  
Queen Elizabeth Building  
Exhibition Place  
Toronto, Ontario  
Canada

Hotel : Radisson Admiral  
Queen's Quay, Harbourfront

- Vous trouverez des renseignements supplémentaires sur :
- les tarifs hôteliers et d'autres possibilités d'hébergement •
  - les possibilités pour les négociants • le dépliant de l'exposition •
  - le formulaire d'inscription des exposants • et encore plus •
- en visitant les trois sites Web suivants :

[www.rpsc.org](http://www.rpsc.org) • [www.gtapa.org](http://www.gtapa.org) • [www.csdaonline.com](http://www.csdaonline.com)

**du 12 au 14 octobre 2007**



## URGENT NOTICE!

If you are reading this right now, like thousands of others, you have just proven that advertising in *The Canadian Philatelist* gets attention.

If you run a philatelically related service, then this publication is a **MUST** for getting your message out to potential customers.

*The Canadian Philatelist* is an award-winning publication on many levels that is read by several thousand stamp collectors around the globe!

If these are the types of individuals you are interested in attracting to your business, then call or e-mail Jim Szeplaki to find out how.



## NOUVELLE ANNONCE!

Si vous êtes en train de lire ceci, tout comme des milliers d'autres personnes, vous venez de prouver que la publicité placée dans *Le Philatéliste canadien* attire l'attention.

Si vous dirigez un service connexe à la philatélie et que vous souhaitez transmettre un message à d'éventuels clients, ce périodique est **INCONTOURNABLE**.

*Le Philatéliste canadien* est un périodique primé à plusieurs niveaux et lu par des milliers de philatélistes autour du globe!


Si ces derniers sont le genre de personnes que votre entreprise cherche à rejoindre, n'hésitez pas à prendre contact avec Jim Szeplaki, par téléphone ou par courriel, pour connaître les dispositions nécessaires au placement de votre annonce.

**The Canadian Philatelist**

(905) 646-7744 x223 • [jims@trajan.ca](mailto:jims@trajan.ca)

**Le Philatéliste canadien**

(905) 646-7744 x223 • [jims@trajan.ca](mailto:jims@trajan.ca)



# BOOK REVIEWS OUVRAGES PARUS

## BRITISH COLUMBIA POST OFFICES

1990 – 2006

WILLIAM TOPPING  
2007

## BRITISH COLUMBIA POST OFFICES 1990 - 2006

Edited and published by William E. Topping, 2007. Stapled - 43 pages. 8.5" x 11". ISBN 978-0-9783489-0-8. \$12 plus postage. Available from the author at 7430 Angus Drive, Vancouver, BC V6P 5K2

A comprehensive, detailed listing of current and closed corporate and franchise Canadian post offices is not readily available to the general public. This situation

These listings were produced from Canada Post's official database and include all changes from the 1980s to the present. Because the database was assembled in the early 1980s, users are cautioned that all outlets already in operation at that time will show a 1981 opening date. However, for a user armed with this information this inaccuracy should not otherwise pose a major problem. Where someone requires information on a facility in operation prior to 1981, reference to an earlier list is required. (A reprint of the 1991 BC list is available from Topping for \$25 plus postage.)

has recently been rectified, at least in part, with the release of William E. Topping's updated listings of post offices for Canada's four Western provinces, including Northern Canada. Each of these updated lists sells for a nominal \$12 plus mailing costs.

The British Columbia list, for instance (and presumably the other three as well, although I have not had an opportunity of seeing them) provides a wealth of information for postal historians.

The current BC listing is divided into two sections: the first section lists the outlets in alphabetical order; the second section is ordered in RC number sequence. This arrangement, although not intended for that purpose by the post office, solves the collectors' problem where either the RC number or the post office name is undecipherable; knowing one will get the other.

In addition to the postal outlet's name and address, the name of the business or retail store where it is located, the list also provides the outlet's responsibility centre number (RC), its postal code, its previous RC, where applicable, the date that the office opened and its closing date when the office is no longer in operation. One other piece of readily usable information by collectors would have been the outlet's telephone number, although that piece of information is usually available in places such as public libraries and on the Internet.

Printed on both sides of the 8½ x 11 inch pages, these lists are suitable for housing in three-ring binders or mounting in loose-leaf booklets.

Postmark collectors, particularly those with a special interest in the vast array of RC numbers, will find these updated listings a boon for their specialty. They are also recommended for collectors with an interest in marcophily, Canadian postal history, or the postmarks of Western Canada.

Tony Shaman



## BLUE OPALINE THE EXCEPTIONAL PLATE ONE OF THE CANADA FIVE CENT 1898 NUMERAL ISSUE

By Peter Spencer. Published by the British North America Philatelic Society, 2007. Spiral bound, 225 pages, colour, 8.5 x 11 inches. ISBN 978-1-897391-07-5 \$144. Credit card orders (Visa, Mastercard) will be billed for exact amount of shipping plus \$2 per order. For payment by cheque or money order add 10% in Canada, 15% to the US, 20% overseas. GST is payable for Canadian orders. BNAPS members receive a 40% discount from retail prices. BNAPS books are available from Ian Kimmerly Stamps, 62 Sparks Street, Ottawa, Ontario K1P 5A8, Canada; Phone: (613) 235-9119. Internet orders can be placed via [www.iankimmerly.com/books/](http://www.iankimmerly.com/books/)

For anyone interested in acquiring a better understanding of the plating

plates used to produce Canada's classic issues, the author has penned two previous publications on the topic: *Pretty in Pink The Plates and States of the Canada 1898 Two Cent Numeral Issue* (reviewed in *TCP* Vol. 57, No. 1, p. 57) and *Plates and Sates of the Canada 1898 One Cent Numeral Issue* (reviewed in *TCP* Vol. 57, No. 5, p. 300).

details of Plate 1 of Canada's 5-cent 1898 numeral issue, this latest work by Peter Spencer will do nicely. No stranger to the minutiae of re-entries on the engraved metal printing



Spencer, obviously familiar with capturing and holding readers' attention, quotes what is probably Queen Victoria's best remembered saying, "We are not amused," to introduce the reader to a topic that, by any definition, is of a technical nature. He accomplishes his task with the aid of blow-up colour scans of each of the re-entries he discusses in this ground-breaking work.

Three plates were used to print the 22-million-plus stamps in sheets of 200. The book looks at Plate 1 and describes how it can be distinguished from Plates 2 and 3.

Plating the individual stamps of Plate 1 is a multi-step procedure, according to the author. Perhaps the most surprising aspect of the book is that "every position on Plate 1 shows some evidence of re-entry," writes Spencer. The extensive re-entry work on each stamp results in a "darker" appearance of the stamps from Plate 1 than those from Plates 2 and 3.

In addition to the detailed explanations of how individual stamps can be distinguished from one another, the author also touches on the different shades of paper used to print these stamps. For anyone who has ever wondered why this issue is printed on different shades of bluish paper, this book provides the answer. Readers will also learn the significance of the blue shaded paper and that the stamps on bluer paper are the later issues.

The book is divided into three main sections: an eight-page overview of the stamps; an illustrated outline of the plate positions of the left and right panes; and a conclusion with some surprising observations.


We learn, for example, that the pattern of changes visible across the bottom of a series of stamps is indicative of transfer die defects. The author provides a list of 13 properties, or re-entry descriptions, numbered sequentially, that will allow readers to replicate the patterns that the author has found.

For students of Canada's classic issues, plating this issue will offer countless hours of challenging enjoyment, perhaps with a bit of frustration thrown in where a key piece of information needed to identify a certain position is covered over by the stamp's cancel. But that, too, is part of the challenge.

A brief bibliography complements the book's technical data and scanned images.

Attempting to plate Canada's 5-cent 1898 numeral issue is not for everyone. But for those resolute souls willing to undertake the challenge we cannot recommend this work too highly. Spencer has done a remarkable job in identifying the printing minutiae of the issue and his work will go a long way in helping fellow collectors experience some of the pleasure he derived from learning what makes each stamp on the sheet of 200 impressions unique.

Tony Shaman



## PLATING STUDIES ON PRINCE EDWARD ISLAND STAMPS II. THE THREE PENCE ISSUE - SCOTT #6

By Kenneth A Kershaw. Spiral Bound, 2007, colour. 75 pages, 8.5 x 11 inches. ISBN: 978-1-897391-05-1. Published by the British North America Philatelic Society (BNAPS). \$67. Credit card orders (Visa, Mastercard) will be billed for exact amount of shipping plus \$2 per order. For payment by cheque or money order add 10% in Canada, 15% to the US, 20% overseas. GST is payable for Canadian orders. BNAPS members receive a 40% discount from retail prices. BNAPS books are available from Ian Kimmerly Stamps, 62 Sparks Street, Ottawa, Ontario K1P 5A8, Canada; Phone: (613) 235-9119. Internet orders can be placed via [www.iankimmerly.com/books/](http://www.iankimmerly.com/books/)

The plating study of Prince Edward Island's 3-Pence issue is the 2nd book in a series

begun with the 2006 publication titled, *Plating Studies on Prince Edward Island Stamps I. The Two Pence Issue* (reviewed in *The Canadian Philatelist*, Vol.58, No.2, p.124).

This latest work by Kershaw is particularly useful because in addition to treating readers with a lucid understanding of how the 3-Pence issue, consisting of three separate printings, 1861, 1862, and 1871, was printed, the author also provides an overview of the issue in his introductory remarks.

Kershaw makes the convincing case that these stamps were surface printed on stone. It debunks J.A. Tilliard's incorrect arguments in *The London Philatelist* (1889) that they were printed by electrotype plates. The stamps are classical lithographs, according to Kershaw.

But this book does much more: it shows readers how they can determine from what position in a sheet of 30 stamps (Scott #6) each one comes.

To give readers an understanding of the methodology that the author uses to plate these stamps, he describes in some detail the characteristics of the limestone blocks used in the stamps' manufacture. We learn, for instance, that it is the inclusions, probably oolitic, that cause the "flaws" in the printed stamps. It is these flaws that allow the stamps to be readily plated.

Ideally, a limestone block used to print postage should be extremely close-grained and free of inclusions. This was obviously not the case with the limestone used to print the 3-Pence issue as the author has found numerous examples of inclusions that left their telltale signatures throughout the plate. These oolitic inclusions offer proof that the issue could not have been printed by any method other than lithography.

The main body of the text deals with the plating criteria that Kershaw has divided into six sections: 1) Frame breaks, flaws and retouches, 2) The oval lettering frame, 3) The lower value panel, 4) The top left and top right spandrels, 5) The lower left and lower right spandrels and 6) The central oval and Queen's head. Detailed illustrations of the positions where each printing flaw can be found follow the plating criteria.

A profusely illustrated book, it is a work that collectors of the stamps of Prince Edward Island will not want to be without. And for collectors with an interest in plating any of Canada's classic issues, this is a publication that they should own.

Tony Shaman



## PLATING STUDIES ON PRINCE EDWARD ISLAND STAMPS III. THE FOUR PENCE ISSUE - SCOTT #9

By Kenneth A. Kershaw. 2007, Spiral Bound, 155 pages, 8.5 x 11, colour, \$106. ISBN: 978-1-897391-06-8. Published by the British North America Philatelic Society (BNAPS). Credit card orders (Visa, Mastercard) will be billed for exact amount of shipping plus \$2 per order. For payment by cheque or money order add 10% in Canada, 15% to the US, 20% overseas. GST is payable for Canadian orders. BNAPS members receive a 40% discount from retail prices. BNAPS books are available from Ian Kimmerly Stamps, 62 Sparks Street, Ottawa, Ontario K1P 5A8, Canada; Phone: (613) 235-9119. Internet orders can be placed via [www.iankimmerly.com/books/](http://www.iankimmerly.com/books/)

Kershaw's latest plating study follows closely on the heels of his publication

dealing with the 3-Pence Prince Edward Island issue, also reviewed in this issue of *The Canadian Philatelist*. This latest work by Kershaw corrects a number of misinterpretations by J. A. Tilliard (1889) who maintained that the issue was produced by electrotype plates. Kershaw presents clear evidence that the issue was printed by lithography and, indeed, that the 4-Pence stamps represent "classical lithographs."

In his introduction, the author gives readers a brief overview of the existing literature related to the production and early use of these stamps. However, with the availability of today's computer technology Kershaw, for the first time, provides readers with full colour, enlarged images of the print flaws evident on these stamps.

Following a six-page introduction, including a citation of consulted references and acknowledgments, the author delves into the constant varieties as they exist on the die proofs. A computer scan of a die proof illustrates for readers the constant variety print flaws evident throughout the printings of both yellow paper and white paper issues. Clearly visible on a near full-page reproduction are the breaks in the shadow-hatching on the Queen's cheek, the line delineating her neck truncated in two places, a dot on the left of the leaf in the top left corner, two breaks in the right hand neat line next to the right hand diamond decoration, and a number of other clearly visible flaws.

Kershaw explains that the thin frame lines on the die proof necessitated retouches on some of the positions of the printed stamps that translated into good plating criteria for certain positions on the printed sheet. Guide and frame line criteria

for both printings are clearly illustrated for the applicable positions on both yellow and white paper printings.

Prospective plating students will be pleased to learn that the 4-Pence issue is an excellent stamp to begin their journey into what is a fascinating side of our hobby. The numerous guide lines just outside the frame lines on the white paper issue "makes plating very straightforward," according to Kershaw. "It is the perfect stamp for someone's first attempt at a plating study."

And, as in the limestone block used to print the 3-Pence issue, oolitic inclusions are abundant in the printing stone used to print the 4-Pence denomination, particularly for the first printing on yellow paper. Inclusions in the limestone block used to print the white paper stamps are noticeably less pronounced and contain significantly fewer inclusions.

Lack of sufficient replicating material for further study of the yellow paper printings, combined with the complexity of the issue, prevented the author from identifying every single position on what appears to have been four plates to print these stamps. "It remains an intriguing challenge for the future," writes Kershaw.

Nevertheless, Kershaw's work has opened a new dimension in understanding the 4-Pence PEI issue. I do not hesitate in recommending this latest work to any collector wishing to gain a deeper understanding of one of PEI's classic issues. This work will be of particular interest to students of constant plate varieties, especially those wanting to learn a little more about the role of lithography in the production of classic-era postage stamps.

Tony Shaman

The book review in the July/August 2007 issue for the publication entitled

*The 1893 New Zealand Advertisement Stamps* by James A. Robb incorrectly quoted its sales price.

The correct price is \$59.95 (NZ) plus \$18.00 (NZ) postage. We regret any inconvenience this error may have caused. - Editor



## CANADIAN PERMIT POSTAGE STAMP CATALOGUE

By Dieter (Dick) Staecker. Published by the British North America Philatelic Society, 2007. Spiral bound, 178 pages. 8.5 x 11 inches. ISBN 978-1-897391-04-4 \$22.95. Credit card orders (Visa, Mastercard) will be billed for exact amount of shipping plus \$2 per order. For payment by cheque or money order add 10% in Canada, 15% to the US, 20% overseas. GST is payable for Canadian orders. BNAPS members receive a 40% discount from retail prices. BNAPS books are available from Ian Kimmerly Stamps, 62 Sparks Street, Ottawa, Ontario K1P 5A8, Canada; Phone: (613) 235-9119. Internet orders can be placed via [www.iankimmerly.com/books/](http://www.iankimmerly.com/books/)

The third edition of this completely revamped publication dealing with Canada's permit stamps contains a

wealth of new and updated information. The substantial addition of this new material has necessitated the renumbering of some of the permit numbers from the second edition but collectors purchasing this new work can take comfort in knowing the author does not envision having to renumber listings in any future edition.

The catalogue is divided into two main sections: Part 1, taking up 130 pages, deals with outgoing bulk mailing permits used by businesses and government agencies and departments; Part 2, takes up the balance of the book's 178 pages and looks at business reply mail permits for returnable cards and envelopes payable when received by the addressee.

For ease of reference, this much expanded work from the previous edition has each of its two main sections subdivided into a further 23 sections. Following a thumbnail biographical sketch of the author, and a brief introduction to the work, readers are treated to an illustrated history of Canada's permit mail system.

Collectors not familiar with Canada's early permit impressions will be surprised at the visual appeal of some of the

permit designs, especially the earliest ones issued around 100 years ago.

Illustrated in the catalogue is Canada's first permit stamp impression featuring the Royal Coat of Arms of the Edwardian era. Examples of all major varieties are listed, and priced, and include the most current impressions available at the time of publication.

A new feature included in this latest edition is the Main Type Identifier. It will allow users to more quickly and more easily identify the various impressions that have been produced over a period of more than a century.

About 1,000 indicia images, in addition to a number of complete covers, are illustrated in this completely revised layout that makes this catalogue, that of necessity is of a technical nature, as easy to use as possible.

No collector of Canadian permit mail should be without this all-new work. It is a huge improvement over its two predecessors and will answer most of the questions of even advanced collectors of the permit mail specialty. A specialty overlooked by a majority of collectors, the Canadian Permit Postage Stamp Catalogue should go some way towards remedying this regrettable state of affairs.

Tony Shaman



## STANLEY GIBBONS GREAT BRITAIN CONCISE STAMP CATALOGUE

Published by Stanley Gibbons Publications. (Parkside, Christchurch Road, Ringwood, Hampshire, BH24 3SH); ISBN 0-85259-647-2; ISBN 13 978-0-85259-647-0. Soft cover, 385 pages, 210 X 160 mm; Retail price £24.95.

The 2007 edition of *Stanley Gibbons Great Britain Concise Stamp Catalogue* is an all-colour work designed to serve the needs of the majority of collectors of the stamps of Great Britain. Included in this latest

work are Britain's definitive and commemorative issues as well as regional issues, postage dues, departmental official issues, postal fiscal stamps, errors, first day covers, booklets, specimens and post office label sheets.

As part of Stanley Gibbons "One-Country" catalogue series, this work is sufficiently comprehensive to satisfy the needs of all but the most highly specialized collectors, such as those whose interests are limited to a single stamp or a single

issue. For all others, the detailed information outlined in the catalogue's 385 pages will suffice.

For example, seven pages are devoted to listing the Queen Elizabeth II new decimal currency issues initially released in 1971; another ten pages are taken up with the updated Decimal Machin index and the Machin Booklet Pane guide. The diagrams of the "X" Machin booklet panes are especially useful.

A comprehensive contents page makes this catalogue a pleasure to use, to say nothing of the time it saves locating a particular issue.

All listings are priced for used and unused stamps. Because the publisher is also a stamp retailer, a full explanation of the company's pricing policy is outlined in the introduction for the ultimate benefit of seller and buyer alike. This

introductory index, covering such topics as paper types, printing errors, colour identification, se-tenant combinations, specimen stamps, multi-value coil stamps, gutter pairs, miniature sheets, presentation and souvenir packs, and similar information, is intended to prevent unnecessary misunderstanding between buyer and seller.


But this all-new catalogue does more than that. It is really a primer explaining many of the basics that underpin philately. For instance, readers are treated to an explanation of the finer points of perforation measurements, phosphor issues, gum descriptions, colour errors, and similar topics.

A further feature that is sure to please catalogue users is the extensive depiction of issues: each different stamp design is illustrated for quick and easy identification. As a further aid

to users, it lists every basic stamp, including those with different watermarks or different perforations. Even stamps showing graphite lines or phosphor bands are listed. Essentially, no basic information required by collectors of the stamps of Great Britain is overlooked.

Because of the catalogue's comprehensiveness, the 2007 edition will adequately serve the needs of the majority of collectors. Printed in full colour and reset in a more readable typeface than its predecessors make this fully illustrated catalogue a pleasure to use. Price adjustments reflecting current market conditions make this a work that serious collectors of the stamps of Great Britain will not want to be without.

Tony Shaman



## STANLEY GIBBONS COMMONWEALTH SIMPLIFIED CATALOGUE.

Published by Stanley Gibbons Ltd. ISBN 0-85259-646-4; ISBN 13 978-0-85259-646-3. Soft cover, 1,200 pages, colour, 287mm X 230mm; Retail price £49.95. Orders can be placed by telephone: 01425-472363 or by e-mail: sales@stanleygibbons.co.uk Also available from the publisher at 5 Parkside, Christchurch Road, Ringwood, Hants, BH24 3SH, or from [www.stanleygibbons.com](http://www.stanleygibbons.com)

*The Stanley Gibbons Commonwealth Simplified Catalogue* is a huge volume in both size and scope. As indicated by its title, this work

covers a lot of geographic territory and information.

Listings include current and former British Commonwealth stamp-issuing regions, territories, dependencies, islands, protectorates, convention states, sultanates, and assorted other geographic regions, which at one time were under British rule. In all, there are about 275 political entities listed that provide, or at one time provided, postal services. The list of countries included in this latest edition was extracted from the *Stanley Gibbons Stamps of the World Catalogue* but with four months of new issues added.

Also included in the 2007 Commonwealth edition are Commonwealth miniature sheets, including their retail prices. And virtually all listed stamps are priced for mint and used copies – a useful feature for collectors as these prices serve as a retail price guide for comparison shoppers. This newest Commonwealth catalogue is a virtual all-colour publication that is professionally printed and bound.

Listing the postage stamps of Commonwealth stamp issuing entities from Abu Dhabi and Aden to Zimbabwe and Zululand, this latest publication also serves as a geography and history primer. For example, we learn about the issues of Gibraltar used at British postal agencies in Morocco, North Africa, overprinted in British, Spanish, and French currencies. This is but one example of esoteric postage information. There

are numerous other examples to educate and enlighten catalogue users.

A four page "Information for users" guide explains the aim of the catalogue, its arrangement, scope, and its listed retail prices. Also included are comments about the catalogue numbering system and the need for return postage for correspondence addressed to the publisher. A list of definitions for commonly used philatelic terms is also provided.


The provision of long forms for a number of abbreviations used by the publisher is a nice touch. This feature makes the publication more "user friendly" although for beginner collectors an expanded list would have been better. For instance, we note the use of the abbreviation "MS" (Miniature Sheet) throughout the catalogue. Although for seasoned philatelists its meaning is obvious from its context, it may be less so for the novice collector.

But picking on minor points such as the foregoing example is really nitpicking about a small detail that does not detract from the overall efficacy of this voluminous work.

The catalogue meets fully its objective of serving as a handy guide for general collectors of the stamps of the British Commonwealth. For topical and thematic collectors the detailed description of many of the issues is particularly useful.

The catalogue's simplified listings in a single volume are a convenience for collectors and serve as a handy reference for anyone wishing to assemble a basic collection of British Commonwealth issues.

Tony Shaman



## COMMONWEALTH STAMP CATALOGUE LEEWARD ISLANDS

Published by Stanley Gibbons, 2007. (5 Parkside, Christchurch Road, Ringwood, Hampshire, Great Britain, BH24 3SH) ISBN 10:085259-649-9; ISBN 13:978-0-85259-649-4. Glossy soft cover, 157 pages; 220X297mm. Retail price 19.95 British pounds. Telephone orders: 01425-472363 or by e-mail:sales@stanleygibbons.co.uk or Internet:www.stanleygibbons.com

The first edition of the Leeward Islands one-country catalogue, similar to other catalogues in this series, is an all-colour effort. It lists the stamps of Anguilla, Antigua, Barbuda, The British Virgin Islands,

Leeward Islands, Montserrat, and St Kitts Nevis. A two or three paragraph summary provides a concise overview of the postal history of each of these postal administrations.

Included in this first edition catalogue, in addition to the usual listings of used and mint stamps, fully priced for specimens in fine condition unless otherwise indicated, are booklets, watermark varieties, and the known major plate flaws. Post-1952 issues were specially repriced for this new price list whereas pre-1952 issues were taken from the *Stanley Gibbons 2007 Commonwealth and Empire Stamp Catalogue*.

As with other price lists in the single country catalogue series, this latest addition also includes the General Philatelic Information and Guidelines to the Scope of *Stanley Gibbons Commonwealth Catalogues*. The eight page section explains the

company's pricing and guarantee policies, a guide outlining the factors that go into the determination of the various grades of the stamps listed in its catalogues, and a detailed outline of the catalogue in general. A further nice touch is the three page International Philatelic Glossary of terms commonly used in our hobby. It provides the English equivalents in French, German, Spanish, and Italian.

Given the detailed listings in the catalogue, it fully meets the needs of single country collectors but will also appeal to thematic collectors who require a reliable listing and price guide for the stamps of these commonwealth countries.

Printed on high quality paper, this all-new publication offers users excellently reproduced images in full colour. The text is printed in crisp and in easy-to-read type.

It is a work that we have no hesitation in recommending for collectors with an interest in this group of commonwealth countries and for individuals desiring to expand their philatelic collecting horizons.

Tony Shaman

### ADVERTISING DEADLINE FOR THE NEXT ISSUE OF THE CANADIAN PHILATELIST IS SEPTEMBER 17, 2007.

For further information contact Jim Szeplaki, (905) 646-7744 ext 223; jims@trajan.ca

### LA DATE LIMITE POUR SOUMETTRE VOTRE PUBLICITÉ POUR LE PHILATÉLISTE CANADIEN EST LE 17 SEPTEMBRE, 2007.

Pour plus amples renseignements, SVP contacter Jim Szeplaki, (905) 646-7744 ext 223; jims@trajan.ca

## CLASSIFIED ADVERTISING ORDER FORM / BON DE COMMANDE-ANNONCES CLASSÉES

**RATES:** 10 cents per word; minimum charge \$3.00 per insertion. Boxed Classified \$12.00/column-inch. Please indicate desired heading. **Classified ads must be paid in advance.**

C.P. Classified Ads  
103 LAKESHORE RD. SUITE 202,  
ST. CATHARINES, ON L2N 2T6

CALL Jim at  
(905) 646-7744, ext 223  
FAX (905) 646-0995 or  
email: jims@trajan.com

**TARIFS:** 10 cents le mot; tarif minimal: 3\$ par insertion. Petites annonces encadrées: 12\$ par pouce de colonne. Prière d'indiquer la rubrique désirée. **Les petites annonces sont payables d'avance.**

#### Classification:

**ALL CLASSIFIED ADS MUST BE PREPAID.  
TOUTES LES ANNONCES CLASSÉES DOIVENT  
ÊTRE PAYÉES D'AVANCE.**

PLEASE CHECK ONE / PRIÈRE DE COCHER UNE CASE.

CHEQUE / CHÈQUE  MONEY ORDER / MANDAT  
make cheques payable to: / chèques payable à: Trajan Publishing



Card No. / no. de carte: \_\_\_\_\_

Exp. Date / date d'expiration: \_\_\_\_\_

Name / nom: \_\_\_\_\_

Signature: \_\_\_\_\_

Check your advertisement for accuracy of the first insertion. **CANADIAN PHILATELIST** cannot be responsible for the cost of more than one incorrect insertion.

Vérifiez l'exactitude de l'annonce à sa première insertion. **Le Philatéliste canadien** n'est responsable que du coût d'une seule insertion erronée.

COPY CHANGES NOT ALLOWED DURING LENGTH OF AD'S RUN /  
AUCUN CHANGEMENT DE TEXTE N'EST AUTORISÉ PENDANT LA PARUTION  
DE L'ANNONCE.

Abbreviations, initials and phone numbers count as one word. /  
Les abréviations, initiales et numéros de téléphone comptent  
pour un mot.

3 \_\_\_\_\_

6 \_\_\_\_\_

9 \_\_\_\_\_

12 \_\_\_\_\_

15 \_\_\_\_\_

18 \_\_\_\_\_

21 \_\_\_\_\_

# OF ISSUES TO RUN IN / Parution dans:  
numéros de la publication. \_\_\_\_\_

TOTAL # OF WORDS / Nombre de mots: \_\_\_\_\_

= TOTAL COST / Coût total \$ \_\_\_\_\_

All ads require name, address and phone number with order;  
they do not need to be used in your copy.

Pour commander, indiquez vos nom, adresse et no. de téléphone,  
qu'il n'est pas indispensable d'utiliser dans le texte de l'annonce.



## in my OPINION a mon AVIS

by Ross W. Irwin

Is there a future for stamp collecting? This question has been asked by successive generations for a century. There is no doubt that the politics of stamp collecting has changed, and continues to change, but what about the future?

Stamp collectors are optimists and believers so the future is assured. But what is that future?

Collectors have more opportunity now. Before 1950 there were fewer than 300 regular issue Canadian postage stamps as a collector base; there are now about 3,000. Remember when you were younger and a 50-page stamp album covered the world?

The storied days of stamp trading probably never existed after you were 10 years old. As beginners, stamp collections were built from penny approval lists. These stamps are worth the same today as when they were printed. They were not really collectable but we did not know any better. Can we say the same for today's colourful new issues? Can they be resold for face value? It doesn't really matter. Stamp collecting as a hobby is defined as an enjoyable pastime. Education and enjoyment is the price you pay in part for the stamps. Collectors tend to buy cheap items rather than the better items. Most people do that.

Canada Post provides the collector with "modern pieces of art" which have a small chance to rise as an investment. How many of these pretty stamps are actually used or seen on mail? Forty years ago a high percentage of stamps were postally used. Today's stamp club meetings highlight "club books" filled with Queen Elizabeth era stamps. Classic stamps are seldom present at these sale circuit tables.

Last year, Canada Post delivered 11.6 billion letters. How many of these letters bore an adhesive postage stamp? Postage stamps are pretty much relegated to private mail of the 52-cent variety

Are there collecting alternatives available to collectors in the postal area? There are many. Most of them are not as pretty as stamps but offer a challenge. Much of the material is almost free for the looking. I encourage collectors to expand their horizon and collect one of the many other opportunities that Canada Post presents.

Postal history is the premier area of study. It can include collections of small town cancels, postcards of local post offices, postal routes, and so on. Literally, all classes of mail are of interest to historians. Like stamp collecting, postal history is not restricted to Canada. You collect where you have an interest.

Postage meter impressions were at one time represented by 50% of the mail. Their use is now sharply declining. However, there are still 130,000 postage meters that generate \$1 billion in revenue. These are usually on commercial covers. They are an excellent source for making a postage rate collection. Many covers have interesting corner cards and advertising although the use of slogan advertising is disappearing.

Canada Post's specifications for new digital postage meters has resulted in indicia uniformity in the interest of security. There is not much new to collect. Older meter impressions are hard to find.

Canada Post states that stamps are sold at 23,000 retail outlets. There are 6,000 points of sale for postal service in Canada. The corporate offices, staffed by union employees, and non-corporate retail outlets utilize a system of labels for mail. These are often associated with Xpresspost labels that now largely substitute for registered mail. These labels are standardized but should form a portion of a collection. It is the basis for much of today's mail. Have you added any labels to your collection?

The hobby of making a collection of spray-on cancels is an inexpensive area. There are about 26 mail processing plants that have produced many such items since 1991. Again, they now tend to be standardized. Clear impressions are hard to find but it is another interesting area of study.

Canada Post really pushes products such as Addressed and Unaddressed Admail which are really sales brochures. These items are equivalent to your supertime telephone call about winning a vacation to Mexico, but they are more easily discarded. Associated with this is the Business Reply Mail. A catalogue is available to persons who find this area of collecting of interest. Again, Canada Post has standardized much of this mail but it is not a big investment to put items aside.

A more challenging topic is making sense of the bar coding system that Canada Post uses for most classes of mail. Postage meters have a 2-D security box as well as a single line security code. The Xpress Mail has another form of bar code. Bar coding is found on the Internet.

Businesses now generate an E-label on a computer to affix to an envelope in the office and mail. It is termed "e-post" and is probably the way of the future – another bite out of the adhesive stamp opportunities. A secretary doesn't need to go to a post office anymore. ☒

# Got Stamps



**Canada's leading dealer is BUYING.**

**We will pay the highest amount for your stamp collection.**

**Always seeking for better quality stamps, rare classic issues, proofs, postal history and major modern errors.**

*Gary J. Lyon (Philatelist) Ltd.*

P.O. Box 450 - Bathurst - New Brunswick - E2A 3Z4 - Canada

Tel (800) 667-8267 - Fax (888) 867-8267 - Email [glstamps@nbnet.nb.ca](mailto:glstamps@nbnet.nb.ca)



**FOR POSITION ONLY  
ACTUAL FILM ON FILE  
AT WEBCO**

our Premier Auction house we always have something new and interesting

When selling your collection our auctions will maximize your results

Please call or write us for a complimentary catalogue

**r. maresch & son**

DEALERS IN FINE STAMPS SINCE 1924

5TH FLOOR, 6075 YONGE ST., TORONTO, ON M2M 3W2 CANADA  
☎ (416) 363-7777 [www.maresch.com](http://www.maresch.com) FAX (416) 363-6511