

The Canadian Philatelist

Le philatéliste canadien

\$5.00


5,00\$

VOL 45 • NO. 4

JULY-AUG 1994 JUIL-AOÛT

Journal of The **ROYAL PHILATELIC SOCIETY OF CANADA**

Revue de la **SOCIÉTÉ ROYALE DE PHILATÉLIE DU CANADA**



**BLUENOSE
STAMP**

~ *lapel* ~

PIN

**TIMBRE DU
BLUENOSE**

~ *sur* ~

ÉPINGLE



Cast in high-quality
pewter

INTRODUCTORY OFFER

\$4.95*

OFFRE DE LANCEMENT

Product no./Produit n° 93809

Moulée en étain
de qualité

This handsome lapel pin reproduces Canada's famed *Bluenose* stamp in fine detail. Cast in high-quality pewter, this pin is 100% Canadian-made and measures 26 mm x 18 mm. The *Bluenose* stamp lapel pin is both a conversation piece and a collectible in itself. Order yours today!

THIS INTRODUCTORY OFFER IS AVAILABLE THROUGH MAIL ORDER ONLY. To order, write to the NATIONAL PHILATELIC CENTRE, ANTIGONISH NS B2G 2R8. Or, call toll-free from Canada: 1-800-565-4362; or from U.S.A.: 1-800-565-1336. From other countries, dial (902) 863-6550.


*Canadian residents, please add applicable taxes. May not be exactly as shown. / *Taxes en vigueur en sus pour les résidents du Canada. Sous réserve de légères différences.

Cette magnifique épingle de revers reproduit dans les moindres détails le célèbre timbre du *Bluenose* du Canada. De fabrication canadienne, elle est moulée en étain de qualité et mesure 26 mm x 18 mm. Véritable objet de collection, cette épingle sera remarquée de tous. Commandez la vôtre dès aujourd'hui!

CETTE OFFRE DE LANCEMENT EST RÉSERVÉE AUX COMMANDES POSTALES. Pour commander, écrivez au CENTRE NATIONAL DE PHILATÉLIE, ANTIGONISH NS B2G 2R8, ou composez sans frais, du Canada, le 1-800-565-4362, des États-Unis, le 1-800-565-1336. Si vous téléphonez d'un autre pays, composez le (902) 863-6550.

MAIL  POSTE

Canada Post Corporation / Société canadienne des postes



CODE
93SP16



the
**PERSONAL
touch!**

Quick Sticks
Greeting Stamps



Look for them
January 28, 1994
and all
year long!



des
**TIMBRES
sur
mesure!**

Timbres-souhais
autocollants



En vente tout
au cours de l'année,
à compter du
28 janvier 1994!

The Canadian Philatelist

Le philatéliste canadien

Journal of The **ROYAL PHILATELIC SOCIETY OF CANADA**

Revue de la **SOCIÉTÉ ROYALE DE PHILATÉLIE DU CANADA**

Publication Date: July 30, 1994

Volume 45, No. 4

Whole Number 263

July-August 1994

REGULAR FEATURES:

- 243 From the Editor's Desk
245 Letters to the Editor
247 Philatelic News in Brief
251 Auction Calendar
251 Recent New Issues
253 President's Page/la page du président *William G. Robinson*
255 Fellows of the Society
Beverlie Clark
257 Postmarked Ottawa *Hans Reiche*
259 Philatelic Commentary *Basil Stead*
261 Definitives - Timbres courants
John Schmidt
267 Bits 'n' Pieces *Ron Koop*
269 Don's Corner *Donald J. LeBlanc*
275 Vignettes of Early BNA Postal History
J.C. Arnell
307 The Philatelic Bookshelf
310 New from Canada Post
317 Society Reports
320 Exchanges
321 Coming Events
323 Chapter Meetings
327 Classified Advertisements
328 Alphabetical List of Advertisers

- 279 Multi-Line Optical Character Spray Cancels
Ross W. Irwin
287 An Outstanding Convention: Royal 1994
Royale *Randy Koenig*
291 Expertization of Stamps
Hans Reiche
295 AIDS / SIDA - A Modern Pandemic
Philip J. Stager
301 Paper, Part 6
Kenneth D. Campbell

EDITOR

Steve Thorning
P.O. Box 121
Elora, Ont. N0B 1S0

THE ROYAL PHILATELIC SOCIETY OF CANADA

P.O. Box 929, Station Q
Toronto, Ont. M4T 2P1

Published bimonthly by Philaprint Inc., P.O. Box 100, First Canadian Place, Toronto, Ont. M5X 1B2 and printed by Port Perry Printing Ltd., Port Perry, Ont. L9L 1B7. Recommended by the Royal Philatelic Society of Canada. © by Philaprint Inc. 1994. ISSN 00-45-5253

Opinions expressed herein are those of individual authors only and neither the Publisher nor The Royal Philatelic Society of Canada accepts responsibility for them. Manuscripts should be typewritten or submitted on computer disk. Only original articles will be considered. Books and Literature for review should be submitted to the editor. None of the editor, the Society, the publisher nor any officer or director either incurs any liability for any article or manuscript, or any item accompanying such article for photography, all of which are at the sole risk of the person submitting same.

Indexed in the Canadian Magazine Index and available on-line in the Canadian Business and Current Affairs Database.

ADVERTISING: Correspondence and copy should be directed to the editor. The Publisher reserves the right to decline any advertising and acceptance does not imply endorsement of the product or service.

Subscription price for members of the Royal Philatelic Society of Canada \$25.00 per year. This amount is included in membership fees and the members automatically receive the journal. Non-members: \$30.00 per year. Changes of Address, undeliverable copies and orders for subscriptions should be sent to P.O. Box 929, Station Q, Toronto, Ont. M4T 2P1. Return Postage Guaranteed. Publications Mail Registration No. 6679

The Cover: Spray-on Cancels — many collectors curse them, especially when they appear on foreign mail, but they are collectible, and are probably here to stay. Ross Irwin explains them beginning on page 279.

THE ROYAL PHILATELIC SOCIETY OF CANADA LA SOCIÉTÉ ROYALE DE PHILATÉLIE DU CANADA

Patron: His Excellency The Right Honourable Ramon John Hnatyshyn, P.C., C.C., C.M.M., C.D.,
Q.C., Governor General of Canada

Président d'honneur: Son Excellence le très honorable Ramon John Hnatyshyn, C.P., C.C.,
C.M.M., C.D., C.R., Gouverneur général du Canada

1993-1994 EXECUTIVE - L'EXÉCUTIF

President: William G. Robinson, 5830 Cartier St., Vancouver, B.C. V6M 3A7

Past President: Michael Madesker, 157 Clifton Ave., Downsview, Ont. M3H 4L6

1st Vice President: Keith Spencer, 5005 Whitemud Rd., Edmonton, Alta T6H 5L2

2nd Vice President: Charles J.G. Verge, Box 2788, Stn. D, Ottawa, Ont. K1P 5W8

Treasurer: David Oberholtzer, 167 Lynwood Crt., Waterloo, Ont. N2L 4X2

Board Secretary and International Liason: Harry Sutherland, Box 100, First Canadian Place,
Toronto, Ont. M5X 1B2

Executive Director: Denis Hamel, 2109-15 Maitland Place., Toronto, Ont. M4Y 2X3

DIRECTORS - LES DIRECTEURS

William J. Bailey, Richmond, B.C.

Francois Brisse, Beaconsfield, P.Q.

Mrs. S.A. (Beverlie) Clark, Winnipeg, Man.

David Dixon, Oakville, Ont.

Denis Hamel, Toronto, Ont.

Jean-Claude Lafleur, St-Augustine, P.Q.

Michael Madesker, Downsview, Ont.

J. J. Macdonald, Antigonish, N.S.

Alan G. McKanna, Alliston, Ont.

Michael Millar, Barrie, Ont.

Ralph D. Mitchener, Ottawa, Ont.

Wm. G. Robinson, Vancouver, B.C.

Keith Spencer, Edmonton, Alta.

Harry Sutherland, Toronto, Ont.

Charles J.G. Verge, Ottawa, Ont.

J. Donald Wilson, St. John's, Nfld.

DEPARTMENTS and COMMITTEES - SERVICES et COMITÉS

National Office: Box 929, Sta. Q, Toronto, Ont. M4T 2P1

Complaints Committee: J. Donald Wilson, 11 Elm Place, St. John's, Nfld. A1B 2S4

Slide Program: Kimmo Salonen, Box 421, Port Carling, Ont. P0B 1J0

Sales Circuit Manager: Molly Krajewski, Box 10, Ajax, Ont. L1S 3C3

Anti-Theft Committee: Chairman: Michael Millar, 292 Shanty Bay Rd., Barrie, Ont. L4M 1E6

en francais: Denis Hamel, 2109-15 Maitland Place, Toronto, Ont. M4Y 2X3

Western Canada: William G. Robinson, 5830 Cartier St., Vancouver, B.C. V6M 3A7

Telephones: Eastern Canada and Ontario: (705) 726-5019;

Québec: (613) 738-0877; *Western Canada:* (604) 261-1953

Insurance Plan: Robyn Dworetzky, Hugh Wood Canada Ltd.,
1320 - 4 King St. W., Toronto, Ont. M5H 1B6

Historian and Library Affairs: Ralph D. Mitchener, 1253 Sherman Dr., Ottawa, Ont. K2C 2M7

Canada Post Liason: Charles J.G. Verge, Box 2788, Stn. D, Ottawa, Ont. K1P 5W8

Denis Hamel, 2109-15 Maitland Place, Toronto, Ont. M4Y 2X3

James E. Kraemer, 17 Commanche Dr., Nepean, Ont. K2E 6E8

Finance Committee: Alan McKanna, GMB 261, R R 2, Alliston, Ont. L0M 1A0

Judging Program: Charles J.G. Verge, Box 2788, Stn. D, Ottawa, Ont. K1P 5W8

Youth Education: John M. Powell, 5828-143 St., Edmonton, Alta. T6H 4E8

Medals and Awards: George E. MacManus, 12 Aurora Cres., Nepean, Ont. K2G 0Z7

Public Relations: George W. Vandenberg, Box 338, Ajax, Ont. L1S 3C5

Membership Affairs: George W. Vandenberg, Box 338, Ajax, Ont. L1S 3C5

Conventions and Exhibitions: Keith Spencer, 5005 Whitemud Rd., Edmonton, Alta T6H 5L2

From the Editor's Desk

by Steve Thorning

OUR RESIDENT ICONOCLAST

A couple of recent letters to the editor from RPSC director Michael Millar are sure to produce both nods of agreement and cries of outrage among our readers. Mr. Millar's assertion that our hobby is dying (Mar.-Apr. issue) is part of a larger debate on the future of philately that has been going on now for a couple of years. At least as far as organized philately goes, there is much evidence on Mr. Millar's side. More than one person has observed that visitors to stamp shows seem to be getting older. Membership totals in philatelic societies, from national bodies to local stamp clubs, are at best static. I can cite examples from my own experience. When I joined the local club 23 years ago, I was one of the youngest adult members. I am still one of the youngest members. The two nearest daily newspapers once carried weekly stamp columns; both have long been discontinued.

It is dangerous, though, to base generalizations on what we see at our clubs and shows. The majority of collectors never attend either. As well, there are now more clubs, study groups, and far more stamp shows than there were 20 or 30 years ago. Perhaps we have reached the saturation point.

Collectors have responded to the plethora of new issues by specializing their collecting interests, often to the point where there is no longer any real benefit in joining the local club. Weekly newspaper columns and bookstores are unable to provide much useful information to these specialists. Also, with the competition for leisure time and dollars, philatelists may well have less enthusiasm and commitment than formerly.

Organized philately at all levels over the past few years has targeted youth as the future of the hobby. It will be a couple of decades before we can evaluate the long-term success of these recruitment efforts. I believe we may be misguided in not seeking potential new col-

lectors among mature adults. Unquestionably, the two liveliest areas of the hobby are thematics and postal history. We need look no further than the list of exhibitors at ROYAL 94 ROYALE. Thematic collectors approach their subjects with a greater degree of sophistication than was the case years ago, and postal historians are happiest when they are deeply immersed in original research.

I am suggesting that advanced thematics and postal history are for mature adults, and that we may have success in expanding the hobby by bringing in new collectors in their 40s and 50s. Perhaps we should be seeking ways to expose philately to these people, who are on the leading edge of a population bulge that is moving into middle age. Many of these people are well-educated and inquisitive. As their families grow up they have more leisure time and more disposable income. Let's recruit them into philately, and prove Mr. Millar wrong.

Mr. Millar's comments about plate blocks in this issue are sure to offend the diehards. I am old enough to remember when plate block collectors populated the hobby, but young enough never to have been one myself. When Don LeBlanc proposed a plate block column, I jumped at the idea, simply because so little has been written on the subject in recent years. When I looked at his first columns, the material struck me as both familiar and exotic, with the exciting potential of new discoveries. It was easy to see why plate blocks once had such an enthusiastic following.

Will Mr. LeBlanc's column help trigger a plate block revival? Why not! I am sure that few Canadian collectors of late have even considered them, or realized that they might be offered in the RPSC Sales Circuit. I know that Mr. Millar will not take personal offense if I wish him proven wrong about plate blocks.

Who else wishes to voice an opinion on the issues raised by Michael Millar?

CANADA and FOREIGN

Special offers on request.

**About 600 Canada Pence
Issues, all values, in stock
alone.**

Write to:

**K. BILESKI LTD.
STATION B
WINNIPEG, MB**

or

**K. BILESKI LTD.
P.O. BOX 500
PEMBINA, ND 58271**

Letters to the Editor / Lettres au rédacteur

RESPONSE TO MILLAR

Sir,

[Regarding the letter by Michael Millar concerning commemorative usage in the March April issue, p. 88]:

There is no doubt that our hobby would be well served by new blood. We do need to increase our numbers, but dying...?

Mr Millar bases his pessimism on the facts that bookstores no longer carry philatelic books and ends with: "Barrie is a fair sized city, but there is no longer even one stamp dealer here. In my view, these are signs that our hobby is dying."

Using the above 'logic' may I paraphrase: Downsview, which is not even a fair sized city, has two stamp dealers. Here, we are just blooming!

Michael Madesker, FRPSC
Downsview, Ont.

NEW CANADIAN VARIETIES

Sir,

Two items have come to my attention, both concerning the recent 'Hotels' booklet.

First: The booklet has been miscut:

the exterior shows the blue left hand vertical line to be missing on the bottom right; the Empress Hotel has its top cut away and appears as a thin strip along the bottom of the second stamp, along the imperf edge.

Second: the Banff Springs Hotel stamp has a train in the bottom right. There is a consistent 'donut' or 'hickey' on the first car after the engine. It is at F8 on a Thirkell position finder. The two varieties are in one booklet, which I received from the Antigonish Philatelic Centre. I have found three of the Banff Springs Hotel variety used, with the 'donut' variety, in my accumulation of eight stamps over the past few months.

Perhaps some members can give me more

details concerning these varieties.

Peter F.R. Kirchmeir
11026-64 Ave.
Edmonton, AB T6H 1T3

'RIVER' STAMPS PERF SHIFT

Sir,

Recently I found two used 'River' stamps with what appears to be a shift in the horizontal perforation. The two stamps do not match up, so they must be from two separate booklets. Has anyone else reported mint finds of this variety?



G.H. Churley
Burnaby, BC

COMMENTS ON CANCELS

Sir,

Instead of complaining about the lousy postal cancels that the authorities just turn their deaf ear to and that do not encourage foreign collectors to save Canadian, or for that matter, American stamps, we must find a means of getting the message across for the future of our hobby.

In the late fifties the Post Office did react to our howls when plate blocks were discontinued. Of course, it also affected their income. I, like many others, disposed of my blocks when the pleasure of the search was replaced with sterile packaging.

Other postal administrations cater to the desire for attractively cancelled stamps. Austria provides collectors with 16 possible cancel positions. In Denmark, postal labels can be purchased for application of either

EASTERN AUCTIONS LTD.

THE FIRST NAME IN
 PHILATELIC AUCTIONS. WHEN YOU BID
 WITH EASTERN YOU'RE GUARANTEED
 QUALITY VALUE & LOW PRICE. OUR STAFF WILL
 SEE TO IT YOU GET THE MOST FOR YOUR AUCTION \$.

- over 2000 lots
- singles
- covers
- large lots
- collections
- U.S.
- Canada
- British Commonwealth
- Newfoundland



and  welcomed!!

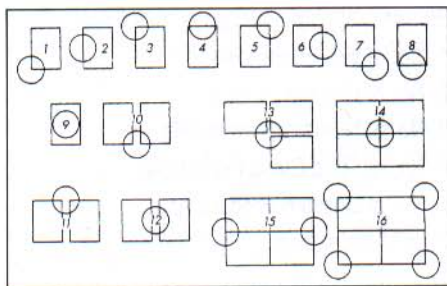
SATISFACTION GUARANTEED

Yes! Please rush me my FREE catalogue.

NAME:

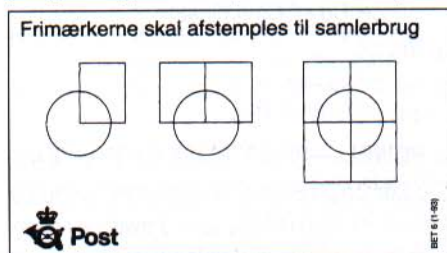
ADDRESS:

EASTERN AUCTIONS LTD.
 P.O. Box 250 CP, Bathurst, N.B.
 E2A 3Z2 Canada
 (506) 548-8986



Austria offers, if requested, a choice of 16 cancel placements. The collector indicates the placement number in pencil beside the stamps.

a bull's-eye (socked-on-the-nose) or a corner cancel. The label also protects the stamp and may defray some of the extra handling cost. (They are approximately 10 cents each.)



A label sold to postal users to request a philatelic hand cancel. It is attached to the letter over the stamps.

One possibility is that we could be provided with a special collection box at main post offices for philatelic mail. Better a slight delay if a collectible cancel can be obtained. In the meantime, we should, when possible, utilize the postal museum or philatelic centres that provide special cancels. Let us not forget to praise the employees who take the time to apply a requested strike, and the extra effort provided by the obliging employees at smaller offices, such as that at Green Valley, Ontario.

Carlo I. Rasmussen
Naestved, Denmark

A POX ON PLATE BLOCKS!

Sir,
At the risk of bringing down on my head the

wrath of all those misguided people who collect plate blocks, items in the May-June *Canadian Philatelist* and July *American Philatelist* attracted my attention.

Both were contained in the Sales Department reports. In the former, Molly Krajewski advises suppliers of books not to send plate blocks, because they are not selling. In the latter, Gordon Wrenn was listing Canadian Plate Blocks in the 'overstocked' category.

To quote—if I recall correctly—a highly esteemed predecessor of yours as editor (and in connection with the liquidation of the assets of Jack's Stamp Farm at Woodstock): "I see they are now selling plate blocks by the pound, like tripe. How appropriate."

Use them up for postage, folks. That's what the Post Office issues them for.

Cheers.

Michael Millar, FRPSC
Barrie, Ont.

Philatelic News in Brief...

STAMP OUT GST ON STAMPS

The Yellowhead Stamp and Coin Collectors Society of Hinton, Alberta has been busy with a campaign to repeal the GST on postage and on stamps sent by philatelists across the Canadian border.

A major part of the campaign involves the distribution of labels indicating that 3¢ extra tax was paid to mail a letter.

The labels are issued in sheets of 20. An initial printing of 500 sheets was supplemented with a further 1,000 sheets.

The club has distributed the sheets across Canada and into the United States. Many comments have been received, and these are being passed on to Ottawa. Several comments lament the difficulty that GST regulations have caused for sales circuits in sending shipments to and from the United States.

There are still a few sheets of these labels left, and collectors who wish to support the Yellowhead Club can purchase them for \$2



(postpaid, including GST) from the Club at Box 6420, Hinton AB T7V 1X7.

ORIENTAL PHILATELY

Oriental specialists will be glad to learn of two new books released by James Bendon Ltd. Nishioka Tatsuji's *65 Years in Stamps* is the memoir of Japan's oldest active stamp dealer. The book covers the history of Japanese philately since the 1920s. It is priced at US\$27.50 postpaid.

Of major importance is *Imperial China—History of the Posts to 1896* by Richard Pratt. It is the first comprehensive treatise on the subject, and at a hefty 528 pages, is likely to be the standard work for years to come. It is priced at US\$120.00 postpaid.

Orders, or requests for more information, should be sent to the publishers at Box 6484, Limassol, Cyprus. We expect to publish full reviews of these books in the near future.

1994 CANADA PRECANCEL COUNT

Every few years the Canadian Precancel Count is updated. This listing represents a valuable addition of information to collectors of Canadian precancels. Once again, we would like to hear from you as to what your count is of the different types of Canada precancels in your collection.

Some precancels have been discovered since the last precancel count. If you have any unrecorded or unlisted precancels in your collection please report these as well.

Please make up your report as follows:

1. No. of Bar Precancels _____
 2. No. of City Precancels _____
 3. No. of Numeral Precancels _____
 4. No. of Third Class Precancels _____
 5. No. of Unlisted Precancels _____
- Total of the Above _____

The new third edition of the *Standard Canada Precancel Catalogue* will include many price increases and adjustments. The two dies of the Admiral stamps will be in the new edition as separate listings.

Please send your report before September 15, 1994 to:

Precancel Count Co-ordinator

H. Reiche

22 Chapeau Ave.

Ottawa, ON K1M 1E2

J. POWELL—PHILATELIST OF THE YEAR

The Edmonton Stamp Club recently honoured a director of the RPSC, John Powell, by naming him their Philatelist of the Year.

Like many of the Royal's directors, John Powell combines participation in the national organization with active involvement in a local club. He is presently serving as the Edmonton Club's president, and he has been an active worker at club shows, which he also supports as an exhibitor. Over the years he has gladly helped other collectors. He has a particular interest in junior work, which is reflected in his responsibilities as the RPSC Youth Education Director.

Royal members everywhere join in congratulating Mr. Powell on this honour, and for the example he sets for others in the hobby.

INK-JET SPRAY CANCELS

Over the past few months, much of the correspondence to this journal has raised various concerns about the computer-generated postmarks that have been introduced by Canada Post. Gerry Churley of Burnaby recently received a letter from Dean Karakasis, Director

of Stamp Products for Canada Post. The following excerpt may be of interest to readers of this journal:

I appreciate your concern regarding the new Multi-Line OCR cancels. (some have coined the phrase "digi-cancels"). Still in the experimental stage we are endeavoring to fine tune these cancels to ensure they do not miss the postage. The main aim of these cancels is to use the OCR to not only code the mail for sortation, but to cancel them as well.

If this can be accomplished on a large number of letters, we will be able to process the mail without going through an operation known as the CFC. Elimination of one entire step of mail processing enhances our ability to meet our standards and cut costs.

The sacrifice is our ability to produce "die-impresion" cancels on the mail. Traditional post-marks have been made by a die coming in contact with ink and then physically transferring the image to the envelope by "banging" the envelope as it goes by.

The "digi-cancels" sprays ink via an ink jet leaving a cancel mark on the stamp and envelope. It does this at a faster rate than die-impresion cancels, but the machinery is only capable of singular lines using a dot-matrix. Your suggestion to do both a line and circular (or even just a circular) cancel is unfortunately not possible at this time.

It would appear, from these comments, that the ink-jet markings are here to stay, whatever their final format may be. These markings have generated more correspondence to the editor than any other matter over the past year. We will publish any new information, either from Canada Post or from readers, as soon as we are made aware of it. In the meantime, those who collect these markings, or are considering starting a collection of them, will find Ross Irwin's article in this issue useful in their endeavours.

RHODESIAN STUDY CIRCLE

One of the more ambitious specialists' journals we receive in our exchanges is the quarterly produced by the Rhodesian Study Circle. Each issue contains first rate research articles on the

philately of Northern and Southern Rhodesia and Nyasaland. The group strives to be a clearing house for information among its far-flung membership. Annual dues for the Rhodesian Study Circle are £8.00 (plus £7.00 airmail to North America). More information is available from Andrew Wilson, 10 Alders Road, Reigate, Surrey, RH2 0ED.

TORONTO CLUB CENTENNIAL

One of the oldest organized philatelic groups in Canada, the Toronto Stamp Collectors Club, celebrated its centennial in 1992. Gray Scrimgeour's long awaited history of the club was published this past May. *History of the Toronto Stamp Collectors' Club, 1892-1992* received a silver medal at the 1994 Stampex show. It is available from Toronto dealer George Wegg Ltd. (whose address appears overleaf) in soft cover at \$25.00 (US \$20.00) or hard cover at \$45.00 (US \$32.00). Prices include all taxes and shipping.

US 'LEGENDS OF THE WEST' UPDATE

The U.S. Postal Service will sell 150,000 sheets containing the 'Cowboy' Bill Pickett error. The stamp, one of the 'Legends of the West' series, had been partially distributed when Pickett's descendants discovered that the wrong portrait had been used. The stamps were quickly recalled, but 180 sheets had been already sold to the public.

It appears that the man portrayed on the stamp is Bill's brother, Ben Pickett.

The USPS had originally planned to destroy the entire printing, but bowed to pressure from collectors, dealers, and the philatelic press, who argued that all collectors should have an opportunity to acquire a copy of this unintended rarity.

The error will be sold during October, by mail only, on a one-sheet-to-a-person basis. The sheets will cost US \$8.70 (\$5.90 plus \$2.90 shipping). Orders must be postmarked during October, and must be sent to: Recalled Legends of the West, Philatelic Fulfillment Center, Box 419219, Kansas City, MO 64179-0998.

IF YOU ENJOY STAMP COLLECTING, visit "WEGG'S"!

WANT TO START A NEW COLLECTION ?...WE HAVE ONE OF THE LARGEST STOCKS OF WORLD-WIDE STAMPS IN CANADA. FROM CLASSICS TO MODERN, FOR YOUR INDIVIDUAL SELECTION.

COLLECT COVERS OR POSTCARDS? ... OUR STOCKS WILL PROVIDE MANY HOURS OF PLEASURE ... "PULL UP A CHAIR" AT OUR COUNTER, AND ENJOY!

PHILATELIC SUPPLIES? ... OUR SELF-SERVE DISPLAYS OF ALBUMS, MAGNIFIERS, TONGS, MOUNTS, STOCK SHEETS, & OTHER ACCESSORIES WILL PLEASE YOU!

BUILDING A LIBRARY? ... ENHANCE YOUR COLLECTING PLEASURE! OUR WORLD-WIDE STOCKS OF PHILATELIC LITERATURE ARE EXTENSIVE, & ATTRACTIVELY DISPLAYED FOR YOUR SELECTION.

TIME TO SELL A PORTION OF YOUR COLLECTION? ... WHY NOT DISCUSS THE VARIOUS METHODS OF DISPOSAL WITH US. OUR PROFESSIONAL EXPERTISE & FACILITIES ARE AT YOUR SERVICE.

NEED ASSISTANCE OR INFORMATION? ... OUR COURTEOUS & KNOWLEDGEABLE STAFF WILL BE HAPPY TO HELP!

ENJOY A VISIT TO "WEGG'S" ... THE STORE FOR STAMP COLLECTORS!!

(CONVENIENTLY LOCATED IN DOWNTOWN TORONTO)

George S. Wegg
Limited



53 ADELAIDE STREET EAST
TORONTO, CANADA M5C 1K6
Telephone: (416) 363-1596-7

TRADE INQUIRIES WELCOME



Auction Calendar

- SEPT.: **Robert A. Lee:** Sam C. Nickle Philatelic Library, plus Canadian stamps and postal history. For catalogue: 203-1139 Sutherland Ave., Kelowna, BC V1Y 5Y2; (604) 861-1106, fax (604) 860-0818.
- SEPT. 2: **Vance Auctions Ltd.:** Canada, provinces, commonwealth and foreign mail auction. Free catalogue: Box 267, Smithville, ON L0R 2A0; (905) 957-3364, fax (905) 957-0100.
- SEPT. 13: **Charles G. Firby:** general stamps and covers, featuring a good selection of rocket mail. For catalogue: 6695 Highland Road #106, Waterford, MI 48327-1967; tel/fax (810) 887-3091.
- SEPT. 16-17: **Jacques C. Schiff, Jr. Inc.:** U.S. and worldwide stamps and postal history. Catalogue \$1.00. Address: 195 Main St., Ridgefield Park, NJ 07660; (201) 641-5566, fax (201) 641-5705.
- SEPT. 24: **Jim A. Hennock Ltd.:** Sale featuring 200 lots Canadian philatelic literature, large selection of Korea, plus Canadian Pence and Large Queens. For catalogue: 185 Queen St. E., Toronto, ON; (416) 363-7757, fax 365-9932.
- SEPT. 27: **Northwestern Philatelic Auctions:** Canada, provinces, British Commonwealth, collections, postal history. Address: Box 117, Penticton, BC V2A 6J9; (604) 493-0145, fax (604) 493-4076.
- SEPT. 28-29: **Robert A. Siegel:** Canada and BNA only, featuring the Guilford Collection of Canadian Pence issues. Catalogue US \$5.00 (stamps or cash preferred). Address: Park Avenue Tower, 17th Floor, 65 East 55th Street, New York, NY 10022; (212) 753-6421, fax (212) 753-6429.
- LATE SEPT. or EARLY OCT.: **R. Maresch and Son:** sale with strength in Japan, China, BNA postal history, plus superb collection of 10¢ Small Queens. For catalogue: 330 Bay St., Suite 703, Toronto, ON M5H 2S8; (416) 363-7777, fax (416) 363-6511.

Recent New Issues

AUSTRALIA:

- AUG. 11: Australian political leaders of World War II, five stamps.
- AUG. 11: Pre-stamped envelope, Save the Children Fund.
- AUG. 11: Pre-stamped envelope, World Masters' Games.
- AUG. 29: Pre-stamped envelope, International Olympic Committee.
- For further information and standing order service:
Australasian Stamp Bureau, 1 Unicover Centre, Cheyenne, WY 82008-0001 U.S.A.; 1-800-443-4225.

GREAT BRITAIN:

- JUNE 6: 50p booklet: Coaching Inns, #3; £1.00 booklet: Prime Ministers, #3.
- JUNE 14: Aerogramme, 45p, 75th anniversary of Alcock and Brown flight.
- JULY 5: Golfing Stamps: 19p, 25p, 30p, 35p, 41p; six-colour litho.
- JULY 19: Aerogrammes: British birds, six designs, £2.50 for set of six; printed by McCorquodale envelopes.
- JULY 19: Scottish Aerogramme, 45p, Gordon Highlanders.
- JULY 26: Northern Ireland prestige book.
- JULY 27: Bank of England booklet, commemorative label + 4 x 1st class stamp.
- AUG. 2: Summertime Stamps: summer sports: 19p, 25p, 30p, 35p, 41p. Printed by Harrison, photogravure; sheets of 100, OBA-free paper, PVA dextrine gum. Presentation pack £1.85.
- AUG. 9: 60p definitive, booklets of 4.

UNITED STATES:

- MAY 26: World Cup Soccer, 29¢, 40¢, 50¢. Four-colour gravure; sheets of 20. First Day: New York City.
- MAY 27: World Cup Soccer souvenir sheet, \$1.19. Contains May 26 soccer stamps. Six-colour gravure.
- JUNE 6: World War II, key events of 1944, 10 x 29¢. Four-colour offset + one-colour intaglio. Sheets of 20 (two sheetlets of 10). First Day: on U.S.S. *Normandy*, off the coast of France.
- JUNE 11: Victorian Love Stamp. Four-colour offset + one-colour intaglio. Sheets of 50, Same design as version previously released in booklet format, but printing method changed from gravure. First Day: Niagara Falls, NY.
- AUG. 19: \$5.00 definitive, diamond shape featuring Washington and Jackson, based on a 19th century essay. One-colour intaglio (dark green). Sheets of 20. First Day: Pittsburgh, PA.



SCHIFF AUCTIONS

Buyers, Auctioneers & Appraisers of U.S., UN. & Worldwide Stamps & Postal History since 1947.

AUCTION SCHEDULE

Auction No. 235

November 18-19, 1994

New York City

SELLING YOUR STAMPS, COVERS OR COLLECTIONS?

We can help you decide the best method of sale for your stamps & covers: Outright, Private Treaty or by consigning to our Public Auctions. Contact us before sending any stamps. Include your address & telephone number(s).

CATALOGS	N. America Address	Overseas Address
1 Year with Prices Realized	\$US 10.00	\$US 18.00
1 Year Catalogs Only	7.50	15.00
1 Catalog with Realizations	1.50	2.50
1 Catalog Only	1.00	2.00

JACQUES C. SCHIFF, JR. INC.

195 Main St., Ridgely Park, NJ 07660-1696 USA

Telephone 201-641-5566 Fax 201-641-5705



Qualified Auctioneer



The President's Page / la page du président

by *William G. Robinson*



ROYAL '94 ROYALE — otherwise known as OGOPEX — at Vernon, B.C. is now a matter of history. The Okanagan- Mainline Philatelic Society, with clubs scattered from Osoyoos on the U.S. border to Kamloops and Revelstoke on the CPR main line, deserve a tremendous amount of credit for their fine effort. There were 24 dealers and an exhibition of 150 frames — using the new AMERIPEX-type frames of the British Columbia Philatelic Society — and over 100 persons attended the awards dinner. Registrations were noted from sea to sea — from St. John's, Newfoundland to Victoria, B.C. The Annual General Meeting was well attended and dispensed with the usual reports expeditiously. The re-election of seven Directors, and the election of one new Director occurred. Our congratulations are extended to Dr. Graham McCleave of Fredericton on his election, and to Beverlie Clark of Winnipeg, Denis Hamel and Michael Madesker of Toronto, Alan McKanna of Alliston, Keith Spencer of Edmonton, and Charles Verge of Ottawa. The directors also re-elected your president, as well as all of the current executive. One new Fellow was elected: Lt. Col. William J. Bailey, of Richmond, B.C.

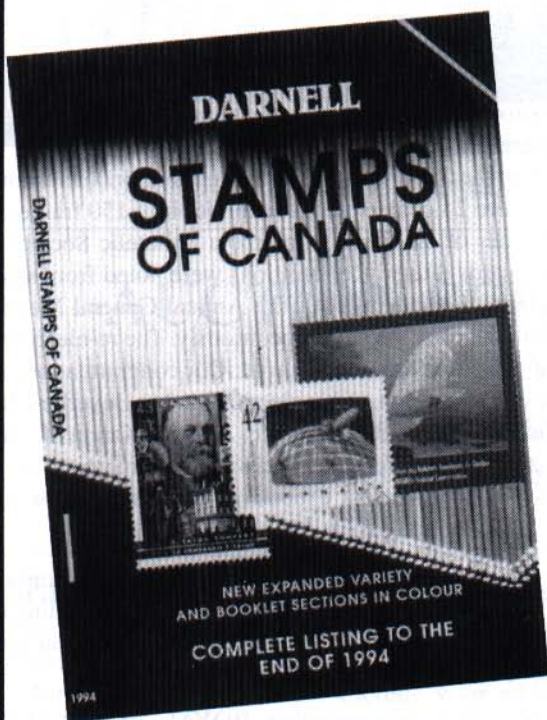
Several Ontario members drove to the meeting and spent some time touring the interior of British Columbia. Very favourable comments were received from them regarding the scenery and hospitality. Full reports and photographs of the convention appear elsewhere in this issue of *The Canadian Philatelist*.

Our convention co-ordinator was pleased to announce that **ROYAL '95 ROYALE** is planned for May 26 to 28, 1995, at Quebec City, sponsored by the Société Philatélique de Québec. We have fond memories of the last RPSC convention held at Quebec City, in 1984, and know that this one will be a success. Plan now to attend, and make your reservations early to avoid disappointment.

On another subject, The Excelsior Collections Guild of Ottawa has recently been advertising their History of Canada Collection as "An Investment in Canadian Stamp History." While this may be true in an abstract sense — all knowledge of history can be considered as an investment in personal education — I hope that no members of the RPSC will be led to believe that this can be considered as a financial investment. Anyone who approaches stamp collecting with only financial return in mind is bound to be disappointed. The real return lies in the knowledge gained, the hours of study and pleasure, and in the many friendships formed over the years. If, when you finally dispose of your collection, you do make some financial gain, then you will indeed be blessed. The written material in such offerings as this one may be excellent, but please don't expect to make your fortune or even recover your costs when you dispose of them.

I hope that you are enjoying a good summer, and that you will be back at your philatelic pleasure this fall. Happy collecting, and I hope to see you at Quebec City next May. Bien à vous. □

**1994
Edition**



"It really is an excellent catalogue."

Peter McCarthy,
Philatelic Journalist

"Merits being among the most important tools as a reference on Canadian Stamps."

Richard Gratton,
Royal Philatelic Society

"The new Darnell Catalogue is impressive."

Journal of the Royal Philatelic

"Darnell Catalogue is the most complete and best made catalogue on the market".

Denis Masse,
Montreal La Presse

"In my opinion Darnell Catalogue is a better catalogue."

Stephen Esrati,
Cdn. Stamp News, Toronto

"... and is superior to its competitors."

John F. Dunn,
The New York Times

ALSO AVAILABLE IN FRENCH

DARNELL INC.

B.P. 1104, Station A,
Montreal, Quebec H3C 2X9
(514) 284-8686 FAX: (514) 397-1502



Fellows of the Society

by Beverlie A. Clark, FRPSC

Lola Caron



In 1992, in Edmonton, two additional members were elected to the distinguished roll of Fellows of the Society. One was Mrs. Lola Caron of Quebec City, membership No. 7554.

Noella (known to her many friends as Lola) was born in Edmonton, Alberta, but has made the Province of Quebec her home since the early 1930s. Her first career was that of a school teacher, but later she became a federal government employee. During World War II she acted as a stenographer for Courts Martial in Military District No. 5, Quebec City. In the early 1960s she accepted a position with the Quebec provincial government.

In 1942 she married Sergeant-Major Lionel J. Caron. Her husband died in 1962. Lola has been retired for some years now.

As a philatelist she has been an active member of the many societies she belongs to. For both ROYAL '75 (the 47th Convention) and ROYAL '85 (the 56th Convention), both held in Quebec City, she was the chief organizer of these successful events. From 1974 to 1976 she was President of the Société Philatélique de Québec (RPSC Chapter 40), and over the years served in many capacities on the club's executive. As well, she is a contributor of long standing to the Society's monthly publication. She served as President of the Société d'Histoire Postale du Québec from 1982 until 1984. As a founding member of Acad'Etudes Philatéliques she has been a constant contributor to their yearbook, *Les Cahiers de l'Academie*. She also authored many articles in the Société d'Histoire Postale du Québec's monthly bulletins, as well as their 10th Anniversary Year Book, in 1990.

Her collecting interests are Quebec cancellations used during World War II; the post offices of the Magdalen Islands; a specialized collection of the 1939 two-cent Royal Visit stamp (the National War Monument, Ottawa); and Pope John Paul's travels.

Since attending her first R.P.S.C. convention in 1961, she has pleasantly contributed to philately as a show and convention organizer, as well as an attendant, a willing helper and a writer on many philatelic subjects. □

Canadian STAMP NEWS

103 Lakeshore Road, Suite 202
St. Catharines, Ontario Canada L2N 2T6
(416) 646-7744 or Fax (416) 646-0995

save
60%
on newsstand
price

**FOR AS LITTLE AS \$21.95 YOU'LL RECEIVE A ONE
YEAR SUBSCRIPTION TO CANADIAN STAMP NEWS.
MORE COLLECTORS ADD CANADIAN STAMP NEWS TO
THEIR COLLECTIONS OVER ANY OTHER...
HERE ARE SOME REASONS WHY:**

- ☆ Canadian Stamp News, Canada's LARGEST philatelic publication, brings you the most complete, most authoritative and most timely news available.
- ☆ C.S.N.'s columnist' comment and coverage of Canadian, Commonwealth and BNA stamps.
- ☆ Special features on Topicals, Varieties and more.
- ☆ Worldwide new issue coverage.
- ☆ Up-to-date show and auction news.

- YES, Please start my Canadian Stamp News subscription today:
- 2 years only \$41.95 (81¢ per issue) (\$44.89 G.S.T. incl. ☆)
Rates to U.S.A.: \$52.95 Cdn. or \$46.00 U.S. funds
British and Foreign: \$71.95 Cdn funds
- 1 year only \$21.95 (84¢ per issue) (\$23.49 G.S.T. incl. ☆)
Rates to U.S.A.: \$27.95 Cdn. or \$24.00 U.S. funds
British and Foreign: \$36.95 Cdn. funds
- 1 year FIRST CLASS to Canada and U.S.A. \$69.00
(\$73.83 G.S.T. Incl. ☆)

←—————→

Payment Enclosed: Cheque OR Credit Card:
 VISA Mastercard

Name (as on card) _____

Address _____

City _____ Code/Zip _____

Card# _____ Expiry Date _____

Signature _____

G.S.T.# R106386139

Postmarked OTTAWA

by Hans Reiche

Many students of philately are interested not only in the issued stamps, but want to know much more detail of how the stamps were produced. Proofs are one area of such interest. These were produced by a printing firm prior to printing the stamps, at an earlier stage of the production process. Proofs exist for almost all issued Canadian stamps. A book, *The Essays and Proofs of British North America* by Kenneth Minuse and Robert H. Pratt, contains information about them.

From time to time new finds come on the market. The well-publicized Christie's sale a few years ago added further proofs that had not yet been recorded.

Certain final proofs have a written note indicating the date when the proof was approved by the post office authorities. Students of this subject have often wondered why certain stamps apparently were issued prior to an approval. A number of such instances are well known. The question is, how was this possible? There are a few possibilities. One is that a dated and cancelled copy of a stamp with a date prior to approval has the wrong date. Another is that some post offices may have issued stamps long before the designated release date.

But the most logical possibility is as follows. When a proof was submitted to the authorities by the printing company for approval, the official responsible for such approvals was not available. It is known that in one case of Postage Due stamps, the approving official was out of the country when the proofs were submitted. The official gave a verbal approval to proceed with the printing. The final approval was given later, when the official returned. Therefore, it is quite legitimate to find stamps with a dated cancel earlier than the actual approval as noted on the proof.

Some of the early Canadian stamps can be

found on both a vertical and a horizontal wove paper. The following issues exist on some values on both papers: Large Queens, Small Queens, Victoria Leaf, Victoria Numerals, Edward VII, and a few values of the Admirals. Why do some of these exist on two papers? One suggestion is that the paper used was cut in different ways. Another fact is that the printing companies sometimes turned a plate around 90°. This was done to save paper and obtain a better print, according to information supplied from the bank note companies. Stamps on horizontal wove paper are smaller in height than those on vertical wove paper. In the Admiral period these are often called 'squat size' stamps.

First Day Covers once were very popular, but then fell into a sleep. Recent articles by Stan Lum and Melvin L. Baron seem to have revived some interest.

The term 'First Day Cover' could be questioned. Those specially prepared by collectors or the Post Office could be called FDCs. But those covers that happened to be cancelled on a first day of issue and were not specifically prepared for that reason might better be called first day cancels, rather than first day covers.

Covers are sometimes seen with cancels dated prior to the so-called first day of issue. Some of these may be errors in the dating; others may be earliest known dates of use. All these are interesting items, and form part of postal history.

The new greeting stamps certainly have been welcomed by collectors, who have added pictures of newly born babies, parts of old Canadian stamps, RPSC logos, animals, and even one porno picture that passed the censors. Can incomplete singles be collected, and will these be listed in catalogues?

The recently issued *Postal Stationery Catalogue of Canada and Newfoundland, 6th Edition* has some changes in format and a considerably improved layout. Many new sections have been added and an astonishing number of new finds have been listed for the first time. This certainly is a field which is very active at present. No Canadian collection should overlook the postal stationery as an exciting philatelic area. □

WANTED

Canadian USA; Chauffeurs Badges, Taxi, War Amps & T.B. Vets Key Tags, Provincial Drivers Licences & Badges, Bicycle, Parks, Firearms, Drays, Vendors, Canvassers, Peddlers, Game Dept., Highways, Parking, Tolls, Bridges, Dog Tags, Police Badges & Patches, Newsvendors, all other badges for research & recording, especially Chauffeurs Badges and Key Tags. Buy or Trade: coins, stamps, tokens, paper money, postcards, watches, military badges, you name it. Make offers.

J. Hnatiuk, PO Box 4944, Vancouver, BC
V6B 4A6 Phone (604) 596-6303

THE POSTAL HISTORY SOCIETY OF CANADA invites APPLICATIONS FOR MEMBERSHIP

The Postal History Society of Canada publishes an award-winning quarterly journal, sponsors seminars on Canadian postal history, and awards prizes for the best postal history exhibit at philatelic shows across Canada.

The 200-page special CAPEX '87 Fifteenth Anniversary issue is still available at \$15.00 Cdn., postpaid anywhere in the world.

For further information or a membership application form, write to the Secretary:

R.F. Narbonne
216 Mailey Drive
Carleton Place, ON K7C 3X9



AUCTIONS!

We hold 6-8 public and mail bid auctions each year. You'll find collections, large lots, postal history and single stamps from Canada and the world. Discover what you've been missing.

Write for your FREE copy!

Thinking about selling? Write for information on the many options we offer. You'll be pleasantly surprised.

John Sheffield Philatelist Ltd.

Post Office Box 81R
Lambeth, Ontario, Canada N0L 1S0



PUBLIC AUCTIONS CATALOGUE ON REQUEST

- AT LEAST FOUR MAJOR SALES A YEAR.
- WORLDWIDE BUT FEATURING CANADA.
- STAMPS, COVERS, PROOFS, COLLECTIONS AND LOTS.

PRIVATE TREATY - with our Worldwide clientele, we can sell any property that is priced fairly in today's Market.

COLLECTIONS PURCHASED - Our interest is in better Canadian collections of Postal History, Cancells and Pre 1950 Stamps.

RETAIL STOCK - One of the largest stocks of British North America. Visit our downtown location or try our Approval Service.

(OUR 39th YEAR)

JIM A. HENOK LTD.

185 Queen St. East • Toronto, Ontario, Canada M5A 1S2
(416) 363-7757 • Fax (416) 365-9932

Philatelic Commentary by Basil Stead

We have to admit that those multiple stamp issues look very nice on the album page and the people producing the stamp albums are happy as well. But how do you mount those Greeting Stamps? A local firm saves their envelopes for me but as yet I have been unable to complete the used set. The stamps are still on the envelopes and the mint booklet is still waiting to be added to my mint collection. Definitely a unique addition to Canadian Philately, but our reaction is: what do you do with them?

The new fruit tree trio is quite 'neat.' The story is there but a little research is required. Will there be some perforation varieties in this issue? The new architectural pair certainly follows through from a design point of view and are rather stiff. It would have been more interesting if the buildings had been placed in the area surrounding them: some trees, a vista.

"Vera" is a happy choice by Canada Post after the nasturtiums and even the owl. The colours are pleasant and the portrait contains a sense of mysticism. One can study that stamp and enjoy doing it. "Vera" is indeed an attractive addition to our Canadian collection.

The Madame Sauvé issue is another interesting addition with its 'progressive labels.' *Canada's Stamp Details* for March gives a brief and fascinating account of her life. The use of colour contrast and layout makes for a rivetting design.

Canada Post certainly provided a complete contrast with the stamp marking the 125th Anniversary of the T. Eaton Co. The booklet is busy and the stamp is busier! Timothy was fortunate to be included in the design. This brings up a point: are we going to recognize the Hudson's Bay Company? Were they not around earlier?

Stamps took a bit of a slump: now we have the rivers. The Churchill River stamp might be my favourite, as the rest have a rather tired same-

ness. They are all very green. Again referring to *Canada's Stamp Details*, Canada Post tells us they have proven very popular, but the stamp depicting the Columbia River could be anywhere. Haven't we got frogs in New Brunswick?

To round off our commentary this time, we could say our collection is diversified and descriptive. Canada Post has kept out of the political closet. But we still have the same problem. Where do we buy them? We know Antigonish is there, but we 'old timers' like to buy our stamps at the post office. □

CANADIAN PHILATELIC SOCIETY OF GREAT BRITAIN

Membership Secretary:

Tom E. Almond
2 Filbert Drive
Tilehurst, Reading, Berks.
U.K. RG3 5DZ

Annual Membership
\$20 CAN or \$17 US
(Plus \$2 conversion charge
for dollar cheques which have
to be negotiated in the UK)

For all aspects of
BNA PHILATELY:

MAPLE LEAVES

• *Published five times per year* •

WRITE FOR SPECIMEN COPY

Our auctions always contain large sections of Postal History and Aerophilately: large lots to single rarities. Our meticulously described and illustrated catalogs have in themselves become collectors items.



To receive a sample catalog containing items of interest, please write and identify the areas that you are interested in. If selling, we would be pleased to hear from you. You will be pleased that you did.



Charles G. Firby
AUCTIONS



6695 Highland Road • Waterford, MI 48327
Telephone/Fax (810) 887-3091

DEFINITIVES / TIMBRES COURANTS with John G. Schmidt

This column is a forum for information on Canadian definitive issues of all periods, and for discussion on the study of these issues. Each column lists new issues in summary, as well as recent discoveries and corrections to previously published information. Mr. Schmidt's listing of modern Canadian definitives began in the July-Aug. 1992 issue; this listing is in reverse chronological order. Correspondence is welcomed, and should be addressed to John G. Schmidt, 2649 Shadow Court, Ft. Collins, CO 80525 USA.

Caricature & Landscape Series 1972 - 1976

Some notes on the following listing:

Perforations: Using the formula $G = 20N/W$ in which $G =$ Gauge, $N =$ Number of teeth along the edge of the stamp, and $W =$ Width (or Height) of the stamp in millimeters, I have listed the perforations of each stamp.

Fluorescence: I have used the following stamps as a guide to determine the degree of fluorescence of the stamps in this series. Scott #515 - DEAD, Scott #441 - DUL, Scott #558 - MED, Scott #625 - HI, and Scott #516 - HIB. Where the back of the stamp exhibits a different fluorescence, I have so indicated.

Paper Type: There are three types of paper in this series. WOVE: the texture is either blotchy (CBN) or smooth (BABN). RIBBED: this seems to be a true laid paper. Horizontal lines can be seen when the stamp is held up to a light source. V-R (Vertical Ribbing): this paper shows a ribbing effect when the stamp is held at an oblique angle to a light source. I believe that this is a coating applied to the paper prior to printing. All papers were made by Abitibi.

Tagging: Three types of tagging appear on this series: OP-2, a stable compound; OP-4, an unstable compound that 'bleeds' over the surface of the stamp and through the paper; W2B (Winnipeg 2 Bar), a phosphorescent material that glows after the excitation has been removed.

Gum: All stamps were backed with PVA gum.

Sheet Stamps - Low Values



Sc. #	Perfs.	Fluor. Type	Paper	Printer	Plate	Tagging	Notes
1¢ Sir John A. Macdonald							
586	12 x 12 ¹ / ₂	MED	WOVE	CBN	1	OP-2 4mm	
	12 x 12 ¹ / ₂	MED	RIBBED	CBN	1	OP-2 4mm	
	12 x 12 ¹ / ₂	DUL	WOVE	CBN	1	OP-2 4mm	
586i	12 x 12 ¹ / ₂	MED	WOVE	CBN	n/a	OP-2 4mm	Precancel
	12 x 12 ¹ / ₂	DUL	RIBBED	CBN	n/a	OP-2 4mm	Precancel
2¢ Sir Wilfrid Laurier							
587	12 x 12 ¹ / ₂	MED	WOVE	CBN	1	OP-2 4mm	
	12 x 12 ¹ / ₂	HI	WOVE	CBN	1	OP-2 4mm	
	12 x 12 ¹ / ₂	DUL/HI	RIBBED	CBN	2	OP-2 4mm	
	12 x 12 ¹ / ₂	DUL	WOVE	CBN	NI	OP-2 4mm	
	12 x 12 ¹ / ₂	DUL/MED	RIBBED	CBN	2	OP-2 4mm	
	12 x 12 ¹ / ₂	DUL	WOVE	CBN	2	OP-2 4mm	



Sc. #	Perfs.	Fluor. Type	Paper	Printer	Plate	Tagging	Notes
3c Sir Robert Borden							
588	12 x 12 $\frac{1}{2}$	MED	WOVE	CBN	1	OP-2 4mm	
	12 x 12 $\frac{1}{2}$	DUL+	WOVE	CBN	NI	OP-2 4mm	
588i	12 x 12 $\frac{1}{2}$	MED	WOVE	CBN	n/a	OP-2 4mm	Precancel
	12 x 12 $\frac{1}{2}$	DUL+	WOVE	CBN	n/a	OP-2 4mm	Precancel
4c W. L. Mackenzie King							
589	12 x 12 $\frac{1}{2}$	MED	WOVE	CBN	1	OP-2 4mm	
	12 x 12 $\frac{1}{2}$	DUL+	WOVE	CBN	NI	OP-2 4mm	
	12 x 12 $\frac{1}{2}$	HI	WOVE	CBN	1	OP-2 4mm	
	12 x 12 $\frac{1}{2}$	DUL+/HI	RIBBED	CBN	1	OP-2 4mm	
	12 x 12 $\frac{1}{2}$	DUL	WOVE	CBN	NI	OP-2 4mm	
5c R.B. Bennett							
590	12 x 12 $\frac{1}{2}$	MED	WOVE	CBN	1	OP-2 4mm	
	12 x 12 $\frac{1}{2}$	DUL	WOVE	CBN	1	OP-2 4mm	
590i	12 x 12 $\frac{1}{2}$	MED	WOVE	CBN	n/a	OP-2 4mm	Precancel
6c Lester B. Pearson							
591	12 x 12 $\frac{1}{2}$	MED/MED+	WOVE	CBN	1	OP-2 4mm	
	12 x 12 $\frac{1}{2}$	HI	WOVE	CBN	NI	OP-2 4mm	
	12 x 12 $\frac{1}{2}$	DUL/MED	RIBBED	CBN	2	OP-2 4mm	
	12 x 12 $\frac{1}{2}$	DUL	WOVE	CBN	3	OP-2 4mm	
591i	12 x 12 $\frac{1}{2}$	HI	WOVE	CBN	n/a	OP-2 4mm	Precancel
	12 x 12 $\frac{1}{2}$	MED	WOVE	CBN	n/a	OP-2 4mm	Precancel
	12 x 12 $\frac{1}{2}$	DUL/MED	RIBBED	CBN	n/a	OP-2 4mm	Precancel
7c Louis St. Laurent							
592	12 x 12 $\frac{1}{2}$	DUL	WOVE	BABN	1	OP-2 4mm	
	12 x 12 $\frac{1}{2}$	DUL+	WOVE	CBN	2	OP-2 4mm	
8c Queen Elizabeth II							
593	12 x 12 $\frac{1}{2}$	HI	WOVE	BABN	1	OP-2 4mm	
	12 x 12 $\frac{1}{2}$	MED	RIBBED	BABN	1	OP-2 4mm	
	12 x 12 $\frac{1}{2}$	MED	RIBBED	BABN	2	OP-2 4mm	
	12 x 12 $\frac{1}{2}$	DUL	RIBBED	BABN	2	OP-2 4mm	
	12 x 12 $\frac{1}{2}$	DUL/MED	WOVE	BABN	3	OP-2 4mm	
	12 x 12 $\frac{1}{2}$	HI	WOVE	BABN	4	OP-2 4mm	
	12 x 12 $\frac{1}{2}$	DUL	WOVE	BABN	5	OP-2 4mm	
593b	13 x 13 $\frac{1}{3}$	DUL	WOVE	BABN	6	OP-2 4mm	
	12 x 12 $\frac{1}{2}$	DUL	WOVE	BABN	7	OP-2 4mm	
	12 x 12 $\frac{1}{2}$	DUL	WOVE	BABN	8	OP-2 4mm	
593ii	12 x 12 $\frac{1}{2}$	DUL	WOVE	BABN	n/a	OP-2 4mm	Precancel
10c Queen Elizabeth II							
593A	13 x 13 $\frac{1}{3}$	DUL	WOVE	BABN	1	OP-2 4mm	
	13 x 13 $\frac{1}{3}$	MED	WOVE	BABN	1	OP-2 4mm	
	13 x 13 $\frac{1}{3}$	MED+	WOVE	BABN	2	OP-2 4mm	
593Ai	13 x 13 $\frac{1}{3}$	HIB	WOVE	BABN	NI	OP-2 4mm	

Sheet Stamps - Medium & High Values

Sc. # Perf. Fluor. Type Paper Printer Plate Tagging Notes

10c Forest

Type I: cross-hatching behind the word CANADA.

Type II: re-engraved to accept more ink, hence, the cross-hatching disappeared.



594	12 $\frac{1}{2}$ x 12	MED-	WOVE V-R	BABN	1	OP-2 3mm	Type I
	12 $\frac{1}{2}$ x 12	?	WOVE V-R	BABN	1	OP-4 3mm	Type I
594i	12 $\frac{1}{2}$ x 12	MED+/HI	WOVE	BABN	2	OP-2 4mm	Type II
594ii	12 $\frac{1}{2}$ x 12	HI/HIB	WOVE	BABN	2	OP-2 4mm	Type II
594iii	12 $\frac{1}{2}$ x 12	MED	WOVE	BABN	NI	W2B	Type I
	12 $\frac{1}{2}$ x 12	DUL+	WOVE	BABN	NI	OP-2 4mm	Type II
594a	13 $\frac{1}{3}$ x 13 $\frac{1}{3}$	DUL/MED+	WOVE	BABN	3	OP-2 4mm	Type II
	13 $\frac{1}{3}$ x 13 $\frac{1}{3}$	DUL/MED	WOVE	BABN	3	OP-2 4mm	Type II

15c Sheep

Type I - shows definite detail in the center of the background mountains.

Type II - detail in the center of the mountains has disappeared, indicating a re-engraving and more ink applied.



595	12 $\frac{1}{2}$ x 12	MED-	WOVE V-R	BABN	1	OP-2 3mm	Type I
	12 $\frac{1}{2}$ x 12	?	WOVE V-R	BABN	1	OP-4 3mm	Type I
595iii	12 $\frac{1}{2}$ x 12	MED-	WOVE V-R	BABN	NI	W2B	Type I
595i	12 $\frac{1}{2}$ x 12	DUL	WOVE	BABN	NI	OP-2 4mm	Type II
595a	13 $\frac{1}{3}$ x 13 $\frac{1}{3}$	MED/HI	WOVE	BABN	2	OP-2 4mm	Type II
	13 $\frac{1}{3}$ x 13 $\frac{1}{3}$	DUL+/MED+	WOVE	BABN	2	OP-2 4mm	Type II
595ii	12 $\frac{1}{2}$ x 12	HIB/HI	WOVE	BABN	NI	OP-2 4mm	Type II

20c Prairies



596	12 $\frac{1}{2}$ x 12	MED/MED+	WOVE V-R	BABN	1	OP-2 3mm	
	12 $\frac{1}{2}$ x 12	MED/DUL+	WOVE H-R	BABN	1	OP-2 3mm	
	12 $\frac{1}{2}$ x 12	?	WOVE V-R	BABN	1	OP-4 3mm	
596ii	12 $\frac{1}{2}$ x 12	DUL+	WOVE V-R	BABN	NI	W2B	
596i	13 $\frac{1}{3}$ x 13 $\frac{1}{3}$	MED-/HI-	WOVE	BABN	3	OP-2 4mm	
	13 $\frac{1}{3}$ x 13 $\frac{1}{3}$	DUL	WOVE	BABN	NI	OP-2 4mm	

Sc. # *Perfs.* *Fluor. Type* *Paper* *Printer* *Plate* *Tagging* *Notes*

25¢ Polar Bears

Type I - shows very slight cross-hatching of the bears and their shadows.

Type II - shows a more heavy inking of the bears and their shadows.



597	12½ x 12	MED-	WOVE V-R	BABN	1	OP-2 3mm	Type I
597i	12½ x 12	MED-	WOVE H-R	BABN	1	OP-2 3mm	Type II
	12½ x 12	?	WOVE V-R	BABN	1	OP-4 3mm	Type I
597ii	12½ x 12	DUL+	WOVE V-R	BABN	NI	W2B	Type I
	12½ x 12	MED/HI	WOVE	BABN	NI	OP-2 4mm	Type II
597a	13⅓ x 13⅓	DUL	WOVE	BABN	3	OP-2 4mm	Type II

50¢ Seashore

Type I - this type is much paler than those of the later printing, noticeable in the bluffs in the center of the stamp.

Type II - in this type the blues are much darker and the waves have a bluish cast.



598	12½ x 12	MED	WOVE V-R	BABN	1	OP-2 3mm	Type I
598i	12½ x 12	MED	WOVE	BABN	1	OP-2 4mm	Type II
	12½ x 12	?	WOVE V-R	BABN	1	OP-4 3mm	Type I
	12½ x 12	DUL+/MED+	WOVE	BABN	NI	W2B	Type I
	12½ x 12	MED+/HI	WOVE V-R	BABN	?	OP-2 4mm	Type I
598a	13⅓ x 13⅓	DUL+	WOVE	BABN	2	OP-2 4mm	Type II

\$1 Vancouver

Scott #600 was issued first, March 17, 1972. When Scott #599 was issued, October 23, 1973, it had been re-engraved. Added engraving lines can be seen in the trees, rocks, and shadows of the buildings of West Vancouver.



<i>Sc. #</i>	<i>Perfs.</i>	<i>Fluor. Type</i>	<i>Paper</i>	<i>Printer</i>	<i>Plate</i>	<i>Tagging</i>	<i>Notes</i>
600	10.8 x 10.8	MED	WOVE	BABN-AP	1	No Tag	Flecked
	10.8 x 10.8	MED-	WOVE	BABN-AP	1	No Tag	
599	12½ x 12	MED/MED+	WOVE	BABN	1	OP-2 4mm	
599i	12½ x 12	HIB/HI	WOVE	BABN	NI	OP-2 4mm	
	12½ x 12	DUL	WOVE	BABN	NI	OP-2 4mm	
599a	13⅓ x 13⅓	MED/HI	WOVE	BABN	2	OP-2 4mm	

Sc. # Perfs. Fluor. Type Paper Printer Plate Tagging Notes

\$2 Quebec City



601	10.8 x 10.8	MED	WOVE	BABN-AP 1	No Tag
	10.8 x 10.8	MED+	WOVE	BABN-AP 2	No Tag

Coil Stamps

Sc. #	Perfs.	Fluor. Type	Paper	Printer	Plate	Tagging
8¢ Queen Elizabeth						
604	10 Vert	DEAD	WOVE	CBN		OP-2 4mm
	10 Vert	MED+	WOVE	CBN		OP-2 4mm
	10 Vert	HI	WOVE	CBN		OP-2 4mm
604i	10 Vert	HIB	WOVE	CBN		OP-2 4mm
10¢ Queen Elizabeth						
605	10 Vert	DUL	WOVE	CBN		OP-2 4mm

Booklet Stamps

Perf.	Fluor. Type	Cover Fluor.	Printer	Tagging	Notes
25¢ (Bk 74)					
12 x 12 ¹ / ₂	MED+	DUL+	BABN	OP-2 4mm	
12 x 12 ¹ / ₂	DUL+	DUL	BABN	OP-2 4mm	
12 x 12 ¹ / ₂	DUL+	HIB	BABN	OP-2 4mm	
\$1.00 (Bk 75)					
12 x 12 ¹ / ₂	MED+	MED	BABN	OP-2 4mm	
50¢ (Bk 76)					
12 x 12 ¹ / ₂	MED-	MED	BABN	OP-2 4mm	
12 x 12 ¹ / ₂	MED-	HIB	BABN	OP-2 4mm	
12 x 12 ¹ / ₂	MED-	HI	BABN	OP-2 4mm	
12 x 12 ¹ / ₂	MED-	DUL	BABN	OP-2 4mm	Wavy Lines on Cover





Robert A. Lee AUCTIONS

Our September Sale
includes the
"Sam C. Nickle"
Philatelic Library

as well as our usual selection of
Canadian Postal History

Canadian Stamps

Canadian Precancels

Canadian Revenues

CALL, WRITE OR FAX TODAY TO RESERVE YOUR CATALOGUE

Robert A. Lee AUCTIONS

MEMBER: A.P.S., A.R.A., B.N.A.P.S., C.S.D.A., P.H.S.C., P.S.S., R.P.S.C.

#203 - 1139 Sutherland Ave., Kelowna, B.C. V1Y 5Y2 *CANADA
Tel: (604) - 861-1106 *Fax:(604) 860-0818

Early Stamp Collecting Facts

No sooner had the postage stamp been invented than collecting stamps became a hobby. *Punch*, in 1842, reported that collectors "betray more anxiety to treasure up Queen's heads than Henry VIII did to get rid of them."

Three years after he began collecting stamps in 1858, O. Berger-Levrault, of Alsace, said to have been the first collector in France, had 673 varieties in his collection. Some years later, his collection had grown to 12,000 stamps and essays, and was 50 stamps shy of being complete.

The famous open air bourse of Paris, still going strong, originated in the 1860s when collectors met in the city's parks to exchange stamps.

Printed albums for collectors were introduced in Paris in 1863 by Justin Lallier. Stamps were usually trimmed closely as the allotted spaces were small. Mint stamps were attached with their own gum, as hinges had not yet been invented. Used stamps were permanently affixed (and Ruined) with a vile coloured, insoluble adhesive. (You may have seen an old album of this sort.)

The inventor of the system used for measuring perforations, Dr. J.A. le Grand, also coined the term 'timbology,' which means stamp collecting.

The London City Directory first listed stamp dealing as an occupation in 1861.

The first stamp catalogue appeared in Paris as far back as 1861. The second appeared in Philadelphia a year later.

The Société Philatelique de Paris (1865) was the first stamp club. Two years later, a second club originated in New York. The Philatelic Society of London commenced in 1869 and is now known as the Royal Philatelic Society.

Seen in the Local Press...

Killer Left his Stamp: Chico, Calif. — Police believe they have cracked a murder case thanks to eight old postage stamps.

The stamps, placed on a letter describing the crime that was sent to the investigators, led to the arrest of Nathan McBride, 20, for the 1992 murder of his lover, John Nulle.

Nulle was found dead in his apartment and McBride was an immediate suspect. But Lt. Rich Reed said police did not have enough evidence until a the letter arrived a year after the death. While the letter was unsigned, Reed said he noticed it was mailed with eight unusual four-cent stamps.

Postal authorities said the stamps—featuring a picture of a dam, a leaf and the words "water conservation"—had been issued in 1960 and had not been available for more than three decades. With stamps in hand, Reed contacted a local philatelist who lived with McBride and eventually bought the same type of stamp used on the letter from the collector.

"We figured the person sending the letter was either one or the other," said Reed. The new evidence helped police obtain a search warrant and charge McBride with the killing.

Stamp of Approval: Prague — The Czech post office is investigating how fake stamps showing nude men went unnoticed by clerks and were officially postmarked. The newspaper *Blesk*, which ran a story about the phony stamps and a photo of one of them, said it has received a spate of anonymous letters with fake stamps.

"These are clippings of naked men taken from some magazine and then stuck in the place of the stamp," *Blesk* editor Robert Sobota said, adding, "The remarkable thing is that the post office postmarked these filthy things." □



Lighthouse®

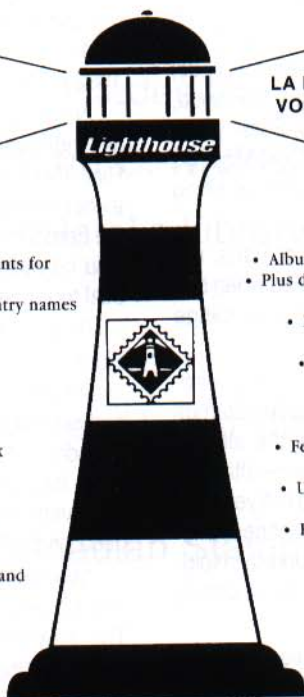
More than 40 years of service to stamp collectors around the world.

Votre partenaire dans le monde philatélique.

**WE SPECIALIZE IN
PHILATELIC SUPPLIES**

- Printed albums, with or without mounts for over 140 collecting areas
- Album binders, with or without country names
- Mintsheet and plateblock albums
- FDC albums, pages, binders
- Postcard albums
- Great variety in blank album pages
- Stocksheets for albums
- VARIO stocksheets
- Choice of stockbooks, white or black pages, glassine or clear strips
- SF stamp mounts, clear or black
- UV lamps, cutters, magnifiers tongs, hinges, perf gauges
- Distributors for Darnell (albums and catalogs), Stanley Gibbons products and catalogs, Michel catalogs

**LA MAISON SPÉCIALISÉE POUR
VOS BESOINS PHILATÉLIQUES**



- Albums pré-imprimés avec ou sans pochettes
- Plus de 140 collections - autant d'albums pour les timbres du monde
 - Reliure avec ou sans désignation de pays
 - Albums pour PPJ, cartes postales
 - Choix de feuilles de classement dans le format des albums
 - Feuilles VARIO pour reliures standard 3 anneaux
- Feuilles pour blocs, bloc-feuillets, carnets, cartes postales
- Une série de classeurs, pages blanches ou noires, bandes cristal ou transparentes
- Pochettes et bandes SF, fond noir et fond transparent
 - Lampes UV, massicottes, charnières, brucelles, odontomètres etc.
 - Distributeurs des produits Darnell (albums et catalogues), Stanley Gibbons (produits et catalogues), Michel (catalogues)

Lighthouse products available at leading stampstores or directly from Lighthouse.

Tous les produits Lighthouse sont disponibles chez votre marchand préféré ou directement de Lighthouse.

Mail \$0.70 in stamps and request:

- the Lighthouse product guide
- a sample package of SF mounts
- a mount-size chart
- a sample album page
- the Stanley Gibbons product guide

Envoyez \$0.70 en timbres pour recevoir:

- le prix courant Lighthouse illustré
- un échantillon des pochettes
- une charte de dimensions des pochettes
- une page échantillon des albums Lighthouse
- Stanley Gibbons product guide

Lighthouse Publications (Canada) ^{Ltee} Ltd.

255 Duke, Montréal, Québec, H3C 2M2 • (514) 954-3617

THE PERFORATED O.H.M.S. PLATE BLOCKS

One aspect of plate block collecting that has been neglected over the years is the 4-hole perforated plate blocks. They seem to be the orphans of many different types of Canadian stamp collections, relegated to the back pages.

Most plate block collectors don't purposely collect these blocks but may have a few as varieties. Most official stamp collectors also have a few but aren't too concerned with the plate numbers. They are also collected by the back-of-the-book collector as varieties. All in all, these scarce plate blocks are spread out among various types of specialized collections.



Upper Right Plate Block of Scott OCE3, perforated OHMS, position 'G'.

Since I had accumulated quite a few, I began searching for a listing of the different positions. By the term 'position,' I am referring to both the position of the plate block (UL, UR, LL, LR) and the positions of the O.H.M.S. perforations (type A,B,C,D,E,F,G or H). Illustration 2 shows the standard code that all official collectors utilize to identify the position of the perforations depending in which manner the sheet was inserted into the perforating machine.

The Unitrade Specialized lists all known plate blocks of the overprinted official stamps but contains no listing of the perforated official plate blocks. I consulted older editions of K. Bileski's Plate Block catalogue. The 6th and 7th edition contained a list of plate blocks with all known positions

A B C D E F G H

OH MS HO 2M SW HO W2 OH IS OM SW OS IS MS 2I MO

There are eight positions of the Perforated O.H.M.S. depending on whether the stamps were fed into the machine face up with the head up, face up with the head down, gum side up with the head up, or gum side up with the head down. This gives four positions. Then, if the sheet was fed in sideways, the other four positions would result. The eight positions are designated A, B, C, D, E, F, G and H.

(UL, UR, LL or LR) but did not specify the positions of the perforations according to the code mentioned above.

One article published in the early fifties in *BNA Topics* by Mr. Vern Persinger contained a preliminary listing. Also an article published by Alfred P. Cook in 1959 in the same magazine contained a different list. Mr. William Jackson wrote a fine article in Volume 69, Number 6 of the *Weekly Philatelic Gossip* in 1959 which contained the most complete list to date. However, all of these lists contained the plate number and position but not the perforation position.

In Wrigley's *Canadian Official Stamps Catalogue*, I checked the 7th, 8th and 9th editions and no listing of plate blocks is contained. The author does mention their existence and the importance of having a listing. He had re-



Lower left plate blocks, all with position 'A' perforated initials. Clockwise from left: O273, O245, O261, O262.

quested from his readers their assistance in sending to him any information or photocopies from their collections. Whether he received feedback or whether a listing was prepared, none was ever published to the best of my knowledge.

In the absence of a known listing, I have prepared a preliminary listing, which appears on pages 273-74. This list is based on Mr. Bileski's original list as found on pages 119 and 120 of the 7th edition of his plate block catalogue as well as Mr. Jackson's, Mr. Persinger's and Mr. Cook's preliminary lists. I have added the positions of the perforations (A,B,C,D,E,F,G or H) in brackets. To enumerate these positions I have referred to numerous articles, auction catalogues, letters to editors, etc. Whenever one is photographed in an auction catalogue one can quickly determine the perforation position.

This preliminary list will be upgraded if I receive photocopies of other positions. Later on, an attempt should be made to give values to these blocks. A study group of officials stamps may undertake to try to give some values to these. Let's concentrate for now in completing this listing.

To better understand the listing the following points are important. The letter in brackets (A to H) indicates the type of perforations. If the letter X follows the code letter (Example: AX), this indicates that the block or at least a strip of stamps has been perforated twice. If the letter O, H, M

or S follows the code letter (Example: AM) this indicates that on two of the stamps in the block, the "M" has a missing perforation. If no letter is in bracket after the plate position, no perforation #3 position has been confirmed. Of the 366 plate position listed, only 213 positions have been identified with reference to the perforation code. I request everyone's help to identify the others. A corner plate strip of two stamps instead of a block of four is still important in completing our list since we are still able to determine both the plate block number and position as well as the perforation position.

I have listed under OC8 a Plate 5 UL position. This may surprise a lot of plate collectors since that position doesn't exist in any unperforated listings of C8 plate 5. The fifth plate was used at the end of the war issue and only a small quantity were printed with this plate, in contrast to the lengthy printing runs of the first four plates. The only re-



ported positions are the UR, LL and LR positions and they are quite rare and expensive. Naturally, there had to be some UL positions but these may have never left the printers or may have been sent to smaller post offices. In any case, none have ever been reported. In 1957, in the February issue of *Popular Stamps*, a plate block collector and writer, in his regular column under the heading of "Plate Block Charlie Says," stated that the UL position of C8, plate 5, doesn't exist. He feels that for some unknown reason the UL position never left the printers hands. However, in the March issue, two different references support the proposition that there exist perforated 4-hole officials in the C8, plate 5 UL position. The column "Canada Jottings" stated: "We have seen three different plate #5 UL perforated with type A, O.H.M.S. 4 holes; also have seen UR and LL perf. OHMS. Maybe most of this plate (which was quite limited anyway because it was replaced quickly by new 7¢ C9) was used for official use and thus perfed O H M S." The second reference is found in the "Plate Block Charlie" column itself: "In my article of February issue I stated that C8 P.5 UL panes never left the printers. It appears that I was wrong, so I withdraw the statement. Mr. C.C. Bond, Montreal, says he has seen C8 P5 UL perforated O.H.M.S. which means the printers delivered this plate and position along with the other three positions. Until I heard from Mr. Bond I did not believe this plate and position existed. In the meantime, I will go on believing it exists in no other form." If anyone has this position please send a photocopy to this writer.

One last point is in order. All the small stamps were in panes of 100 and caused a problem to the operator of the perforation machine. They were supposed to be perforated with the O.H.M.S. centred in the stamp. This would require perforated initials of type E or F. To accomplish this the panes had to be inserted sideways and not from the top or bottom. If inserted in this manner, the panes were too wide for the machine. Therefore, the bottom selvedge was removed from the lower panes, the top selvedge from the upper panes.



*Plate No. 1, perf. position 'A' of OCI,
the 1928 airmail issue*

This resulted in the elimination of all of the imprints contained in the selvedge, and consequently the elimination of all UL, UR, and LR plate positions if the perforated initials are E or F. The LL position is partially spared since the side selvedge repeated the plate number and work order number. Even though the LL bottom selvedge is missing we can still determine the plate number. Many of these LL blocks of the small stamps are not collected by plate blocks collector since they feel that they are defective. The truth of the matter is that this is the only way that they can be collected, with the missing lower selvedge. A block with only the side selvedge is a complete plate block for these stamps.

In conclusion, I would very much appreciate all photocopies of positions that are not listed or of positions that are listed but not identified as to the position of the perforations. If anyone is aware of another listing, I would most certainly be interested in receiving a copy. Anyone who sends in photocopies will receive the upgraded listing.

Good hunting!

Mr. LeBlanc welcomes queries and comments from readers on all matters relating to Canadian plate blocks. He may be reached at: P.O. Box 3171, Caraquet, N.-B. EOB IKO. He also has a fax number: (506) 727-2800.

Perforated O.H.M.S. Plate Blocks

Scott #	Darnell #	Plate # & Positions (Perforation position)
Type 1 (5-Hole)		
OA233	231	10LR, 10UL(A)
Type 2 (4-Hole)		
0231	229	5LL(F), 7LL, 6LL(F), 8LL(F), 9LL(F), 10LL(F)
0232	230	2LL, 4LL(F), 7LL(F), 8LL(F), 9LL, 10LL, 11LL(F), 12LL(F), 13LL(F)
0233	231	5LL(F), 9LL(F), 10LL(F), 11LL(F), 14LL(F), 15LL, 16LL, 17LL, 18LL, 22LL, 23LL.
0234	232	1UL, 1LL
0235	233	1LL(F), 2LL(E), 3LL(F)
0236	234	1LL
0237	228	None listed
0241	236	1UL, 1UR(E), 1LL(E), 1LR, 2UL(F), 2UL(FX), 2UL(FO), 2LL(E), 2LR, 2UR, 2UL(FH)
0241a	236a	1LL(E), 2UR(A), 2LL(E), 2LL(EM)
0242	237	1UL(A), 1UR(A), 1LL(A), 1LR, 1LL(AO), 1UR(AS)
0243	238	1UL(A), 1LL(C), 1LR, 2UL, 2UR, 2LL(A), 2LR
0244	239	1UL, 1UR(A), 1LL(A)
0245	240	1UL, 1LL(A), 1UR, 1LR(A)
0245i	240a	1UL, 1LL(A), 1LR
0246	247	None listed
0247	248	None listed
0248	249	None listed
0249	250	1LL, 2LL, 4LL, 5LL, 6LL, 7LL, 8LL, 9LL, 10LL, 11LL, 12LL, 13LL, 14LL, 27LL(F), 24LL, 26LL, 30LL
0250	251	1UL(F), 1UL(H), 1LL(F), 1LL(A), 2LL(F), 2LL(FO), 2LL(FM), 2LL(FH), 3LL(F), 4UL, 4LL(F), 5LL(F), 6LL(F), 6LL(FM)
0251	252	1LL(F), 1LL(FS), 2LL(F), 2LL(FS), 2UR(F), 3LL, 4LL, 5LL, 6LL, 7LL, 8LL, 9LL, 10LL.
0252	253	7UR, 10LL, 11LL(E), 11LL(F), 11UR, 12LL(F), 13LL, 14LL, 15LL, 16LL, 21LL, 22LL, 23LL, 25UR(C), 27LL, 29LR, 30LL, 33LL(F)
0253	254	1UL, 1UR(F), 1LL(A)
0254	255	1LL, 2LL, 3LL, 4LL, 5LL(F), 6LL(F), 7LL(F), 8LL(F), 9LL, 10LL, 11LL, 12LL, 13LL, 14LL, 14UR(A), 14LR(A), 14LR(AH), 14LR(AM), 15LL, 16LL, 17LL, 18LL, 19LL, 20LL, 21LL, 22LL, 25LL, 26LL, 27LL, 28LL, 31LL, 32LL, 39LL, 42LL, 43LL.

<i>Scott #</i>	<i>Darnell #</i>	<i>Plate # & Positions (Perforation position)</i>
0255	256	1UL(C), 1LL(F), 1LR, 2LL(F), 2LR(A), 3LL
0256	257	1UL(A), 1UR, 1LL(A), 1LR
0257	258	1UL(F), 1UR(E), 1LL(F), 1LR, 2UL(F), 2UR(E), 2LR(E), 2LL(F), 3UL(E), 3UL(F), 3UR(E), 3LL(F), 3LR(E), 4UL(F), 4LL(F), 6UL(E), 6UL(F), 6UR(E), 6LL(F), 6LR(E)
0258	259	1UL(A), 1UR, 1LL(A), 1LR
0259	260	1UL, 1UR, 1LL(A), 1LL(AX), 1LR(A)
0260	261	1UL, 1UR(A), 1LL(A), 2UL, 2UR, 2LL(A), 2LR(A), 2LR(AX)
0261	262	1UL, 1UR(A), 1UR(C), 1LL(A), 1LR(A)
0262	263	1UL(A), 1UR(A), 1LL(A), 1LR
0268	279	1UL(C), 1UR, 1LL, 1LR(A), 2UL(C) 2UR(A), 2LR(A), 2LL
0269	280	1UL(C), 1UR(C), 1LL(A), 1LR(A), 1LR(AO), 1LR(AH), 1LR(AM), 1LR(AS), 2UL(C), 2UR, 2LL(A), 2LL(AO), 2LL(AH), 2LL(AM), 2LR(A), 2LR(AH)
0270	281	1UL(A), 2UL(C), 1UR, 1LL(A), 1LR
0271	282	1UL, 1UR, 1LL(A), 1LL(AM), 1LR, 2UL, 2UR(C), 2LL(A), 2LL(AM), 2LR
0272	283	1UL(A), 1UL(C), 1UR(C), 1LL(A), 1LR
0273	284	1UL(C), 1UL(CM), 1UR, 1LL(A)
0285	306	1LL(F), 1LL(FM), 2LL(F), 2LL(FM)
0286	308	1LL(F), 1LL(FM), 2LL(F), 2LL(FM)
0C1	155	1UL(A), 1UR, 2UL(C)
0C5	226	1UL, 1UR, 2UL, 2UR
0C6	235	1UR(A), 1UL, 1LL(A), 1LR(A)
0C7	273	1UL(C), 1UR, 1LL(A), 1LR(A), 2UL(C)
0C8	274	1UL, 1UR(C), 1LL(A), 1LR(A), 1LR(AX), 2UL, 2UR(C), 2LL, 2LR, 3UR, 3UL, 3LR, 3LL, 4UL, 4UR, 4LL(A), 4LR, 5UL(A), 5UR(C), 5LL
0C9	278	1UL(C), 1UL(CX), 1UR(C), 1LL(A), 1LL(AH), 1LR(A), 2UL, 2UR(C), 2UR(CM), 2LL(A), 2LR
0CE1	276	1UL(A), 1UR(C), 1LL(A), 1LR(A), 1LR(C)
0CE2	277	1UL(A), 1UR, 1LL(A), 1LR
0CE3	286	1UL, 1UR(A), 1UR(G), 1LR(A), 1LL
0CE4	287	1UL(C), 1UR, 1LL, 1LR(A)
0E7	244	1UL(A), 1UR(A), 1LL(A), 1LR
0E10	275	1UL(C), 1UR, 1LL(A), 1LR
0E11	285	1UL(A), 1UR(A), 1UR(AM), 1UR(AH), 1LL, 1LR(A), 1LR(AH), 1LR(AM), 1LR(C)

Vignettes of Early British North American Postal History by J.C. Arnell, F.R.P.S.C.

XXXIV. The Colonial Postage Rate in the Age of Steam

Thomas Stayner, the Deputy Postmaster General for the Canadas, first raised the matter of a possible reduction of the inland B.N.A. postage when the Cunard service began in a letter to Lieut. Col. Maberly at the G.P.O. dated 3 July 1840. The 1765 rates, based on mileage, were still in force, which meant that the postage between Halifax and Quebec City was 1s. 8d. currency (Cy.), increasing further inland.

In this letter, Stayner reported that the auxiliary Cunard steamer *Unicorn*, which was intended to carry the Canadian Mails between Pictou, Nova Scotia and Quebec City, had just arrived at Quebec from Halifax in 84 hours (3½ days), covering a distance of 850 nautical miles. This, he suggested, was conclusive proof of the vast saving in time in postal intercourse between England and Canada. He went on to point out:

that whenever the English Mails are reshipped at Halifax, and thence brought round by the steamer — or whenever our mails — put on board the Steamer at Quebec — are carried direct to Halifax, — the Post Office has no right to charge the internal postage granted by the Act of 5th Geo: the 3rd — Cap: 25 [the 1765 Act] — If such be the fact you will readily see, Sir, the difficulties that must grow out of it — it will not merely involve the necessity of altering the postage charge several times in each year — but in the interior of this Country, it cannot always be known what rate of postage is to be exacted.

This letter was referred to the Post Office solicitor, who argued that:

Letters conveyed from this Country to Quebec by a packet boat direct would not be chargeable with any Colonial postage in respect to such a Conveyance; and I apprehend that the circumstances of the British Mail bags for Quebec being taken out of one Packet boat and put into another at Halifax does not make any difference — I think therefore that no Colonial Postage is chargeable in respect of the Packet Conveyance of such bags from Halifax to Quebec.

The matter was referred to the Treasury to see whether they might consider altering the Cunard contract in light of it.

In the meantime, a Treasury minute dated 6 July 1840 reduced the Colonial postage on British packet letters to a uniform rate of 2d. sterling (Stg.), effective 4 September, as the direct result of a request from the B.N.A. Governor General. The postmasters apparently introduced the reduced rate immediately, for a letter carried by the *Acadia* on her maiden voyage from Liverpool on 4 August 1840 was only rated 1s. and 2d. Stg. postage due (indicated separately) at Liverpool, and 1s. 4d. Cy. (consolidated) at Quebec to London District, Upper Canada (Figure 1). Stayner consolidated the postage on outgoing letters, having notified London on 19 August of his intention of doing so, and seeking approval for this action. He commented that I did not expect any objection, because of the convenience and saving in time and labour. The G.P.O. immediately sought

internal legal opinion and was advised to seek the advice of the Law Officers of the Crown because of the Acts passed in the Colonial Legislatures respecting the Colonial Post Office revenue. Stayner was informed that the colonial postage must be prepaid and shown as such on each letter, while the packet postage could be left unpaid.



Figure 1. A letter carried on the maiden voyage of the *Acadia*, from Liverpool on 4 August 1840. It was rated 1/2 [Stg.] at Liverpool and 1/4 [Cy.] at Quebec.

In reply, Stayner pointed out that one of the main features of the Governor General's original proposal was the elimination of prepayment of any part of the postage on either side of the Atlantic, for "otherwise the benefit intended to be conferred upon the receivers and senders of such correspondence would in a material degree be destroyed." Figure 2 shows a letter from Charlottetown dated 16 September 1840 with 2^{hd}. Cy. colonial postage prepaid in accordance with this requirement, while Stayner in the Canadas was consolidating both paid and unpaid postage. The consolidated postage caused great difficulty in England, as the Liverpool postmaster did not know whether he should collect the 2^d. Stg. or not. He was informed that he was to erase this amount in any unpaid postage, while he was to reimburse any paid amounts, in response to any applications.

Stayner took this up with the Governor General, who again made representations to London, with the result that on 5 March 1841, Stayner was able to acknowledge receipt of a Treasury order that resolved the matter. His letter reads in part:

The Lords of the Treasury have directed by an order dated the 1st [of February] with



Figure 2. Letter from Charlottetown, Prince Edward Island to Liverpool, England. It is dated 16 September 1840, with 2½hd. colonial postage prepaid, as noted by the markings in the upper left corner.

reference to the reduced internal Colonial rate of 2^d the half ounce and so on, chargeable upon the letters passing direct between the United kingdom and British North America, that parties in the latter Colonies shall not be called upon to prepay the 2^d &c^a — and authorizing me under this sanction to charge the internal rate alluded to upon unpaid letters for England, as I am now doing.

I observe also what is the further intention of His Lordship in reference to paid letters from Great Britain for British North America — that is — that the combined postage of 1½^d the half ounce will be taken in England — to which you are pleased to add “so that in fact a person in this Country or in British North America desiring to prepay his letter must pay 1½^d the half ounce and so on (always excepting the Packet port of Halifax) thus combining together the packet and internal Colonial rate — the prepayment of one without that of the other not being permitted.”

This letter finally settled all the apparent problems which arose with the introduction of the reduced colonial postage on British packet letters between Great Britain and B.N.A.

It concluded with an explanation of the charges being levied in B.N.A. on Ship Letters, in response to a query from London as to whether Stayner was applying the reduced colonial rate here as well. After stating that no ship letters had been sent from the St. Lawrence since the receipt of the regulation granting the reduction — although in fact he had issued a circular from Quebec dated 19 August 1840 authorizing it — Stayner went on to state:

but the view I had taken of the Regulation was, that it was my duty to require the prepayment of the whole postage of 10^d Sterling (i.e. 2^d internal postage and 8^d Ship Postage) on letters from the interior of the Country intended to go by Private Ships — and 8^d only on letters originating at the Sea port and put on board Ship there,— and in default of this prepayment to forward the letters by the regular Packet Mail via Halifax.

This was, basically, what had been in his circular. He concluded this letter by remarking that there was little inducement for anyone to send letters by private vessel, when there was the superior semi-monthly steam packet service. London appeared to be satisfied, for this arrangement was allowed to stand. □

If Your Collection Is Stolen

Contact the RPSC Anti-Theft Committee IMMEDIATELY

Michael Millar, Chairman
292 Shanty Bay Road
Barrie, ON L4M 1E6

Eastern Canada/Ontario: (705) 726-5019
Québec: (613) 738-0877 / Western Canada: (604) 261-1953

BOW CITY philatelics ltd.

Specialists in Pre-1900 BNA 

Write for a FREE mail auction catalogue

BUYERS OF QUALITY
STAMPS, COVERS
COLLECTIONS, &
POSTCARDS



INTERNATIONAL
MAIL AUCTIONS,
(Over 4000 lots per),
BNA, GB & CMNWITH,
USA, WORLDWIDE

Retail: Herald Annex Building, 605 - 1st Str. S.W.

MAILING: P.O. BOX 6444, CENTRAL P.O., CALGARY, ALBERTA, CANADA T2P 2E1

Phone: (403) 237-5828 Fax: (403) 263-1179

RPSC • APS • CSDA • PHSC • CPSGB • BNAPS


MULTI-LINE OPTICAL CHARACTER SPRAY CANCELS

by Ross W. Irwin

Optical Character Readers (OCR) have been an important part of sorting large volumes of mail in letter processing plants. The original equipment read a postal code that was typed or printed in a specified section of a cover. Improved versions have the ability to read a fraction of the hand written postal codes.

Multi Line Optical Character Readers (MLOCR) are improvements to the Optical Character Reader and are attached to the reader. The MLOCR was on test by the USPS from 1987 and in 1989 MAIL*POSTE adopted the system for test. Many other countries have adopted this form of processing mail.


The MLOCR has the ability to read the postal code on a cover and match it with the civic address written on the cover at 32,500 pieces per hour. This video recognition equipment applies a laser jet spray cancel to the cover. Early models used a slow dot matrix printer form of cancel.




A typical MLOCR ink spray marking.

From a collectors point of view, the spray cancel is not any form of revenue stamp. This tends to separate the 'true' collectors from the 'junk' collectors. They are an auxiliary postal marking which can be considered at best a type of cancel. They are more accurately called a control marking.

The first tests on public mail of a MLOCR were in December 1992 at Toronto Gateway. Tests were originally done on mail that had already been processed by existing equipment. It is not unusual to find three or four types of cancellations on one of these early covers. The use of this equipment has now spread across Canada and by 1993 the program of installation in 23 major processing plants was 80 percent completed.



A smudged, but very early MLOCR marking: 16 Dec. 1992.



Trials and experiments resulted in many varieties of MLOCR markings during the months after the machines were first installed. Top: markings by two different machines at the same plant. Bottom: two markings by machine No. 69 on 16 July and 17 July 1993, a strike with two killer bars by machine No. 70 on July 17, and a high-speed machine cancel stuck on July 16, all at the Gateway (Mississauga) plant.

Control of the ink jet size and pattern is set by the computer software. The format of the marking can thus be changed easily, but access to the equipment is restricted to each shift foreman, who has a key for the MLOCR. There is a wide variety of ink jet print patterns based on overall length, printer font size, the text, and the number of arrows or bars that cancel the postage stamp.



Software or mechanical problems sometimes resulted in garbled or unreadable markings. The unusual example at the bottom has all numbers reversed.

While there still is a broad range of styles in use, it appears that some standardization is being established. Many cancels include inverted dots or brackets. Some offer a second line which is meant to cancel misplaced postage stamps. Usually the second line reads **POSTAL CODE POSTAL**. The summer of 1993 two thick black killer bars above the imprint were used by Machine No. 70 at Gateway for the same purpose.

A preliminary listing of known ink spray cancellations follows. The list, of course, is not complete. Machines 77, 82, 90, 96 and 102 were reported in service by Canada Post

as of 29 July 1994, but no strikes from these machines have been seen by the author up to press time.

Varieties of font size and number of cancelling bars or arrows are not included in this listing. These appear to be too numerous to attempt to list at the present time. The date and time of each entry are those on items seen by the author. No attempt has been made to determine early or late dates for each style of marking, or to determine how long a particular version was in use.

The listing is in the numerical order of the machines, with the processing plant identified. Illustrations of some of the markings appear after the listing for each plant. The illustrations are reproduced at their actual size.

The *Canadian Philatelist* will publish new findings and additions to this list as they are reported.

MLOCR units 52, 53 and 54 are used at the Toronto South Central Letter Processing Plant (TSCLPP), Eastern Avenue, Toronto.

052 M4L 3T0 940415 11:56 ///////////////
POSTAL CODE/CODE POSTAL ///////////////


052 M4L 3T0 940415 11:56 ///////////////
POSTAL CODE/CODE POSTAL

053 M4L3T0 931109 22:15 ≡≡≡

053 M4L3T0 940204 17:16 ≡≡≡ 4 (also noted with numbers 1, 2 and 3 at right)

MLOCR054 TSCLPP M4L3T0 JAN\25 11:12:35 <<<<<<<<<<<<>>>>>>>>>>>>

CPC SCLPP 054M4L3T0 930811 22:31 
(Canada Post Corporation, South Central Letter Processing Plant)



MLOCR054 TSCLPP M4L3T0 FEB\03 20:15:41 <<<<<<
 CPC SCLPP 054 M4L3T0 930913 19:40 [obscured]
 43 [obscured]

MLOCR units 68, 69 and 70 were used at the Toronto West Letter Processing Plant (TWLPP). Gateway, Mississauga.

CPC TWLPP 068 L4W 1T0 930826 19:47 [7 horizontal bars] (with 7 horizontal bars)

POSTAL CODE POSTAL

068 L4W 1T0 930926 23:04 [7 horizontal bars] (with 7 horizontal bars)

POSTAL CODE POSTAL

69 WLPP MISS ON L4W 1T0 17/12/92 16:00 [6 horizontal lines] (with 6 horizontal lines)

CPC TWLPP 069 L4W 1T0 930807 03:45 [obscured] (Note change in date style.)

*070 L4W 1T0 931222 22:26<<<<<>>>> (This style is also found with 2, 3 or 4 heavy black obliterator bars above.)

MLOCR070 TWLPP L4W 1T0 MAY\04 00:38:27 <<<<<>>>>>>

GATEWAY CPC TWLPP 070 L4W 1T0 930803 22:20

CPC TWLPP 068 L4W 1T0 930826 19:47 [7 horizontal bars]
 POSTAL CODE POSTAL

CPC TWLPP 069 L4W 1T0 930807 03:45 [obscured]
cannot


69 WLPP MISS ON L4W 1T0 16/04/93 16:00 [6 horizontal lines]

MLOCR070 TWLPP L4W 1T0 MAY\04 00:38:27 <<<<<>>>>>>

5010 SALZBURG
 CPC TWLPP 070 L4W 1T0 930803 22:20 [obscured]

DRIFIA OPERA HOUSE
come share a slice in our past!


GATEWAY CPC TWLPP 070 L4W 1T0 930803 22:20
 61177 CANADA [obscured]



MLOCR units 76 and 77 at Winnipeg Letter Processing Plant

076 R3C 0K0 940202 02:40 ≡≡≡

076 R3C 0K0 940525 01:49 ≡≡≡ #4



MLOCR unit 78 at London Letter Processing Plant


078 N5Y 1B0 940721 22:59 //////////////

POSTAL CODE/CODE POSTAL ///////



MLOCR units 81 and 82 at Vancouver Letter Processing Plant.

081 V6B 3A0 931001 05:18 ≡≡≡



MLOCR unit 87 at Calgary Letter Processing Plant


087 T2E 0A0 940727 23:11 // // // // //
POSTAL CODE/CODE POSTAL // // // //



MLOCR unit 90 at Edmonton Letter Processing Plant

MLOCR units 95 and 96 at Stoney Creek Letter Processing Plant (Hamilton)

095 L8E 5A8 930921 19:06 ≡ ≡ ≡ (7 lines in each bar; variation in length)
095 L8E 2R0 940504 23:40 ≡ ≡ ≡ (Change of postal code)
095 L8E 2R0 (No date, time, or cancelling bars)



MLOCR unit 99 at Ottawa Letter Processing Plant

099 KIG 1A0 930925 03:00 (with 3 bars)
099 K0A J0X 940117 16:52 (with 3 bars)



MLOCR units 100 and 102 at Montreal Processing Plant

100 H3C1S0 940125 03:25 ===

VEILLEURS VOEUX 1994 100 H3C1S0 931230 13:22===

BONNE ST-VALENTIN 100 H3C1S0 940208 18:16===



MLOCR units 112 and 114 at Montreal (Saint Laurent) Letter Processing Plant - Societe canadienne des postes L'etablissement de traitement du courrier Saint Laurent (SCP ETCSL)

SCP ETCSL 112 H4T 1A0 930417 13:14

(with 4 bar patterns)

SCP ETCSL 112 H4T 1A0 930417 22:24

(italic letters; with 4 bar patterns)


112 H4T 1A0 940125 10:24 ≡ ≡ ≡

112 H4T 1A0 940210 09:42 ≡ ≡ ≡

112 H4T 1A0 940210 09:42 ≡ ≡ ≡

B1 112 H4T 1A0 940301 04:08 ≡ ≡ ≡

B2 112 H4T 1A0 940307 08:18 ≡ ≡ ≡



Unidentified

02/03/1994 22:35 15CF04-50



(This marking, if Canadian, is possibly from the Air Mail Facility. It appears on the bottom right corner of an overseas flat cover).



Top: An oversize marking by Machine No. 52

Centre: VEILLEURS VOEUX greeting message from Machine No. 112, December 1993.

Bottom: BONNE ST-VALENTIN message used in early February on Machine No. 112.

AN OUTSTANDING CONVENTION: ROYAL OGOPEX 1994 ROYALE

by Randy Koenig

The 66th Annual Meeting and Convention of then Royal Philatelic Society of Canada was held in Vernon, B.C. on June 10 to 12, 1994. The organizers, stamp dealers, and exhibitors considered Royal OgopeX *94* Royale to be a great success. We were fortunate to have a fine panel of judges, led by Pat Campbell from the Lakeshore Stamp Club in Montreal. He was ably assisted by James Kraemer, Ralph Mitchener, William J. Bailey, and Peter Sternburg. J.W.T. Taylor and F.W. Dickson served as apprentices.



An overview of the exhibits and some of the dealers at Royal OgopeX 1994 Royale.

One of the highlights of the show was that the Okanagan Mainline Philatelic Association (OMPA), the host club, had the privilege of using the new frames recently purchased by the British Columbia Philatelic Society. The 16-page A-frames were relatively easy to set up and take down, and being new, they looked great. Ease of mounting the exhibits and the security provided by the special screws holding down the fronts

were additional desirable features. The organizing committee is grateful to the B.C. Philatelic Society for the use of these frames.

The organizers also thank Mr. William G. Robinson, President of the RPSC, and his executive for the help and advice they gave. A special thanks goes to Keith Spencer, Convention Co-ordinator for the RPSC, for his timely advice over the two year period leading up to the show.

A very successful Stamp Art Competition in the Vernon School District, for ages 9 to 13, was organized in conjunction with the show. During the show a special area was dedicated to children. Here they

could acquire a variety of stamps at exceptionally low cost, and pick up information and other stamp related materials. This proved to be a popular part of the show. There were

even a fair number of adults who went through the children's stamps, though the prices for them were substantially higher.

Canada Post played a major role in the success of Royal Ogopex Royale. Dean Karakasis, Director of Stamp Products, participated in the opening ceremonies. He made a special presentation of framed commemorative covers to Mae Melvin, wife of George Melvin. Well known for his research in B.C. postal history, George Melvin was this year's honoured philatelist.



Sid Bedwell of Vernon mounts an exhibit in the new 16-page frames that are the envy of show organizers in clubs across Canada.



Awards Presentation: Master of ceremonies Brian Plain (left), with jury chairman Pat Campbell (centre), and Ian Mowat, winner of the BNAPS Award for his 'Eastern Arctic Mail' (right).

The President's Reception, Banquet and Awards Ceremony were all well attended. After the Awards Ceremony, many of the exhibitors, judges and guests took part in a walk-through of the exhibits.

Commemorative postal stationery depicting George Melvin (1906-1983), the distinguished B.C. postal historian.



Presentation of framed souvenir covers honouring George Melvin: (left to right) Dean Karakasis of Canada Post, show chairman Randy Koening, Mae Melvin, and Vernon mayor Wayne McGrath.

The Exhibits and the Awards

The show consisted of 138 sixteen-page competitive frames in the adult classes. In addition there were two junior frames, and eight one-frame exhibits. Ray Ireson of Montreal captured a gold and the Grand Award with his "Panama Canal Story." A gold, the runner-up Reserve Grand award, and the BNAPS Medal went to RPSC President Bill Robinson for "Canada — Boer War, 1899-1902." A vermeil and the Postal History Society's Certificate of merit were won by Ian Mowat for "Eastern Arctic Mail, 1876-1963." The Junior Award and a silver went to Kelly Liusz for "Christmas in Canada." The American Association of Philatelic Exhibitors provided two medals for creativity in exhibiting. These went to H. McNaught's "Canada 3¢ Small Queen Issue, 1870-

1897," which also won a silver; and to John Powell for his "Revenue Stamps of Iraq to 1973," which also merited a vermeil and the felicitations of the jury.

Gold medals were awarded to:

- Robert Bayes, "Canada's Special Delivery System"
- Harry Lussey, "The History of Registered Markings and All Phases of the Registered Letter Stamps"
- W.E. Topping, "Wei Hai Wei"
- George Buza, "Money to Burn, Hungary's 1945-46 Hyperinflation"

Vermeil:

- anon, "Bridgetown, Barbados, 1765-1882"
- J.C. Arnell, "Stampless French Transatlantic Mail"
- W.E. Topping, "Yukon Airways"

Silver:

- M.F. Painter, "The 1967-73 Canadian Centennials"
- Harry Voss, "Canadian Double Transfers"
- Cliff Abram, "Barbados: The Early Years, 1852-1935"
- H. Gosney, "Leeward Islands — Low Value Definitives"
- J.R. Taylor, "St. Pierre and Miquelon, 1882-1953 — Stamps, Stationery and Postal Usages"
- John Frith, "The First Contingent C.O.E.F."
- Jim Karr, "Unofficial Duplex Cancellations of Canada"
- E.R. Toop, "The Korean War, 1950-1953"

Silver-Bronze:

- B.T. Rodgers, "Newfoundland, The Pence Issue and Its Forgeries"
- Peter Jacobi, "The Postal History of a Mining Company"
- Alec Unwin, "50 Years of Transpacific Mail: The Canadian Empresses of the Pacific"
- Mev Wells, "The Post Offices of the Summerland Area, Okanagan Valley, British Columbia"
- L.G. Clinton, "Salvation Army Philately"

Bronze:

- Lars Tornlov, "Swedish Circle Types"
- Bill Pekonen, "Wartime Boards, World War II"
- M. Collison, "Birthplace New York, N.Y."

*Youth Philately: Bruce
Craw of Bow City Philatelics
gets some help from his
son with taking down and
packing up after Royal
Ogopex Royale.*



THE EXPERTIZATION OF STAMPS

by *Hans Reiche*

Some European catalogues show how a stamp should be signed by anyone expertizing a stamp. Unfortunately, the information is usually written in German, and not everyone is able to read it. A translation of these expertizing codes and orders is given here to allow owners of stamps so marked to understand their significance.

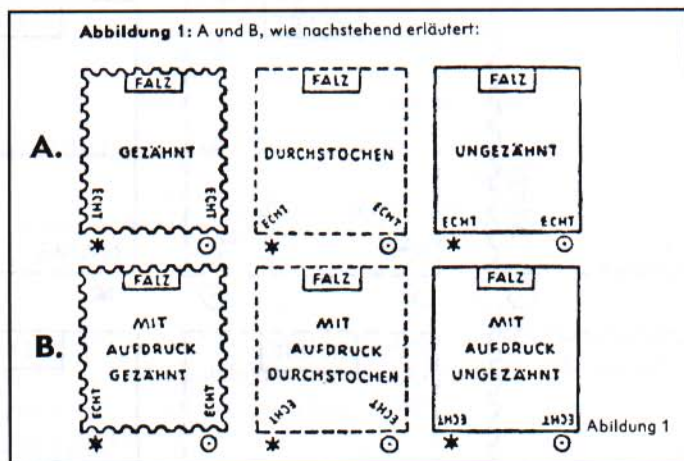


Figure 1. The only explanations of expertizing marks that are readily accessible to philatelists are found in some European catalogues. This is part of the entry in the Michel catalogue, the standard work for all serious collectors of Germany.

There are three major categories: one for perforated, one for rouletted, and one for imperforate stamps. The expertizing signature should appear on the back of the stamp at the bottom, allowing room for the hinge area at the top. In the case of a damaged or faulty stamp, the signature should appear higher up, depending on the amount of damage or significance of the faults.

These expertizing marks have recently become a subject of controversy among some dealers and auction houses. The question is whether a stamp sold by them or through an auction house should be signed if the purchaser makes this request. Dealers are divided on the question. Assume a stamp purchased by the successful bidder at an auction is submitted by him to an expertizing committee. Normally, the dealer or auction house will not object to this within a certain time limit. But when it comes to having the stamp actually signed as genuine or fake (rather than merely having a certificate issued to accompany the stamp), some dealers will object and not take back a stamp that has been signed. Some auction houses clearly indicate these conditions in their terms of sale. In cases where there are no clear instructions, problems may arise.

Expertization committees, of course, do not own the submitted stamp, and some people are of the opinion that a signature of any kind defaces a stamp, and should not be done to a stamp that does not belong to the expertizer. Most of the well known expertizing committees feel that once a stamp is submitted to them, the owner of the stamp wants a clear judgment of the stamp's condition and authenticity. Members of these committees argue that a stamp submitted to them, found to be fake, and not signed by them would eventually reappear on the market, posing as a genuine stamp. A simple letter or certificate explaining the condition of the stamp and accompanying it is not the answer to this problem. Obviously, this paper can disappear quickly. The well known expertizing committees do not guarantee their findings for an indefinite or even a long period.

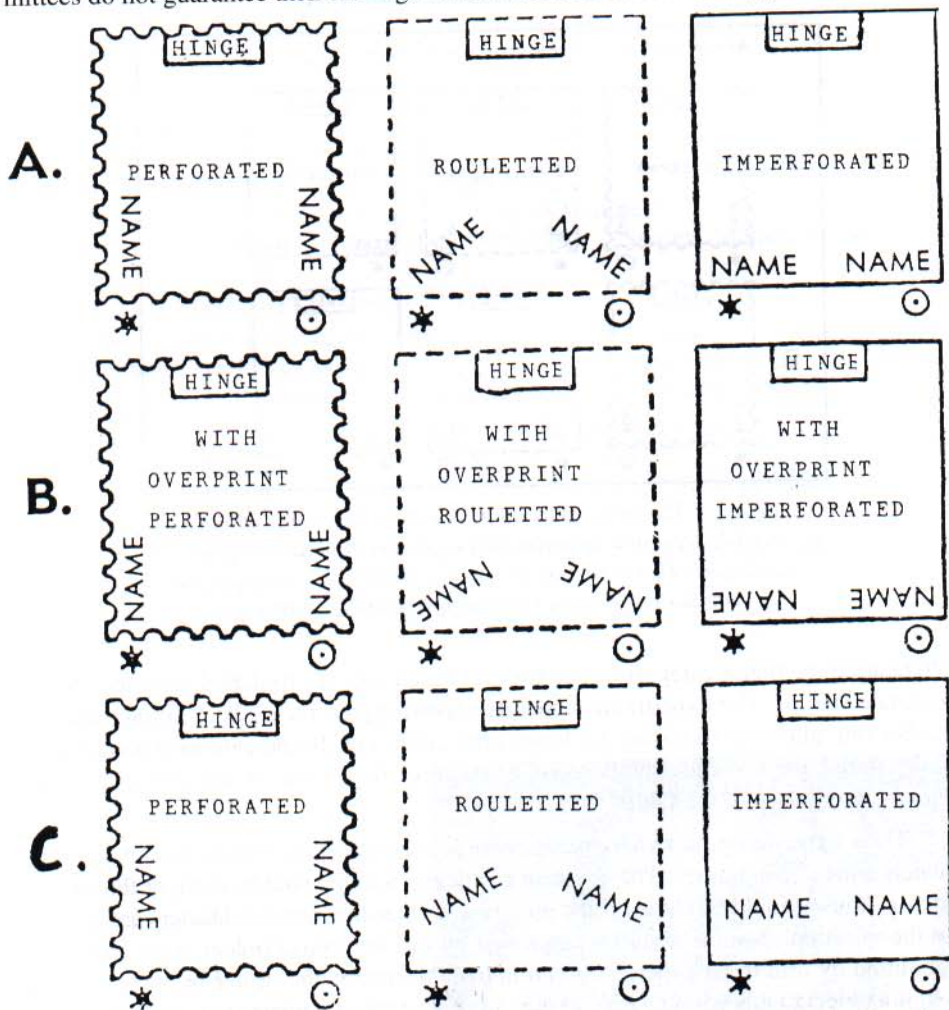


Figure 2. The expertizing order in English. Row A shows stamps with no overprint; Row B shows stamps with overprints, and Row C is for stamps that have flaws; the signature is higher for more serious flaws. All signatures are on the backs of stamps, with the hinge attached at the top. The three stamps in each row are for perforated, rouletted, and imperforate stamps.




Figure 3. A perforated OHMS Canadian official, five hole type, marked with a large red 'F'.



Figure 4. A stamp from Saar expertized twice: Once by A. Burger, and a second time by Dr. Bohne GPSY.

From a collector's point of view, a submission to an expertizing committee means protection against fraudulent material. This should be the prime concern for everyone involved in philately, including those earning their living in the stamp business.

For years collectors and dealers have asked whether an expertization order, similar to those found in European catalogues, exists in English. No such documentation could be found. Figure 2 illustrates an expertization order in English, and is based on the explanations found in the German Michel catalogues.



Figure 5. A German stamp marked 'Forgery' by the German Philatelic Society Expert Committee.

Individual experts are sometimes listed in catalogues. For example, expertizers of German material are listed in the *Specialized Michel* catalogues of Germany, along with their addresses and particular area of expertise. Each has his own type of mark.

All expertizers strive to avoid any damage to the stamp by using inks that do not soak through the paper or are so large that they can be seen from the front. All marks are fine and reasonably faint.

Sometimes a stamp that has been signed by an expert will be resubmitted to another expert for a second opinion. For example, a stamp signed as fake may turn out, after additional research, to be genuine. The second mark will indicate this and the first mark, consequently, becomes invalid. Double signatures on very expensive stamps are common. Many of the rare items sold at the famous Boker auction of old German States carried two signatures.

A few examples of the various types of expertizing marks are shown, along with an expertization certificate of the Philatelic Foundation of New York.

Figure 6. A European stamp marked with a special symbol (a bird) to identify the expertizer.




Figure 7. An expertization certificate issued by the Philatelic Foundation of New York, certifying a copy of Scott No. 3 of Brunswick as genuine.

No. 77 564 Sept. 14, 1979

THE PHILATELIC FOUNDATION
270 MADISON AVENUE
NEW YORK, N.Y. 10016
EXPERT COMMITTEE

We have examined the enclosed item submitted by the applicant described as follows:

Country BRAUNSCHWEIG Issue 1852 Denomination 3 SGr.
Color orange red Cat. No. 3
Brief description or additional information All Catalogue numbers are Scott's unless otherwise specified.

Used.

of which a photograph is attached and are of the opinion that it is genuine. -----



Hans Reiche
For The Expert Committee
Chairman

submitted by Hans Reiche.

AIDS / SIDA — A MODERN PANDEMIC

by Philip J. Stager

*And I looked, and behold a pale horse: and his name that sat
on him was Death, and hell followed with him...*

Revelation 6:8

This article is based on a chapter from the author's collection and thematic exhibit on venereal diseases. Using a variety of philatelic elements, it illustrates and examines the modern pandemic of AIDS/SIDA. Over the past half-dozen years many postal administrations have issued stamps to promote the fight against AIDS. A thematic collection on the subject can go far beyond these issues. This article suggests some of the directions that such a collection could pursue. Only a small fraction of the potential material is shown here. Keeping up with new material as it appears presents a continuing challenge to the collector.



Stamps promoting the fight against AIDS include a 1990 United Nations - Geneva issue (one of a pair; similar stamps were issued at Vienna and New York); a 1990 Brunei issue; and a San Marino issue, one of a set of four for the 1988 International AIDS Congress.

The disease is not as new as one might imagine. In 1959 a British sailor with Kaposi's sarcoma and pneumocystis died in Manchester, England. In 1969 a 15 year old black boy died of Kaposi's sarcoma and opportunistic infections in St. Louis, Missouri. In 1976 a 30 year old Norwegian father, his 33 year old wife, and a daughter of 9 died after a seven to ten year slow decline in health. In 1977 a 34 year old Zairian mother and her child were treated in Brussels for a wide variety of unusual symptoms. By December the mother was dead of Cytomegalovirus; the child died shortly after. In retrospect, all died of AIDS.

In 1980 a sharp increase in frequently fatal, and until then rare, diseases was noted among gay men in San Francisco and New York City. By 1981, AIDS or SIDA had become one of the most dreaded nouns in the English and French languages respectively.



By now we all know that AIDS is the acronym for Acquired Immune Deficiency Syndrome. Let us examine each letter of this acronym.

Acquired: The disease is acquired in one of four ways:


1. Sexual intercourse with an exchange of bodily fluids. Intercourse, Pennsylvania and the lesser known Intercourse, Alabama immediately come to mind. However, a diehard thematic judge might argue that these town names do not refer to that kind of intercourse.

*Intercourse Ala
Feb 10 1850*

Paib = 3


Manuscript postmark: Intercourse, Alabama, 10 Feb. 1852.

2. Shared intravenous (IV) needles commonly used for injecting drugs. The Polish postal card reminds us that drugs and AIDS are as deadly as a bullet. Unfortunately, an entire exhibit can be devoted to the scourge of intravenous drug abuse.




3. From blood transfusions. Hemophiliacs suffered the most from contaminated blood products in the early stages of the pandemic.

4. From an infected mother to the fetus and occasionally from breastfeeding.



The four methods are clearly illustrated on a 1991 stamp from Turkish Cyprus with its unusual first day cancel.



Immune Deficiency: The body's immune system deteriorated with this disease. In the blood, the CD4 helper cell count is less than 200 cells per millilitre.

Syndrome: A variety of symptoms and unusual malignancies that actually cause the death of the patient. Viral infections such as cytomegalovirus (CMV), Epstein-Barr virus, and a wide variety of herpes viruses can devastate the body.


Kaposi's sarcoma (named for the dermatologist Moritz Kaposi, shown below) is a rare skin cancer that is now a definite marker for AIDS. Also illustrated are other stamps depicting diseases and opportunistic infections associated with AIDS. Tuberculosis, including some drug-resistant strains, has made a comeback.



Stylized AIDS virus on a first day cancel of the United Nations, Geneva, 16 Mar. 1990.



Clockwise from upper left: Moritz Kaposi, discoverer of a rare skin cancer often associated with AIDS; lung diseases caused by fungal infections like cryptococcus cause both meningitis and pneumonia; protozoa infections such as pneumocystis carinii are found in most AIDS patients; stylized virus and generic germs waiting to attack a weakened immune system, portrayed on a Pitcairn Islands stamp.



The precise bureaucratic and medical definitions of AIDS are being revised periodically by the Centers for Disease Control in the U.S.A.

That modern medicine can tell us this much about the disease of AIDS is quite amazing. Not until 1892 did the Russian biologist Ivanovsky (far right) identify the very first virus—the tobacco mosaic virus. Eight years later Walter Reed (right) identified the first viral disease in humans: yellow fever.



The causative agent of AIDS is the human immuno virus type 3 (HIV-3) shown in stylized form on the San Marino issue at right. It was isolated and identified by Dr. Luc Montagnier, working at the Pasteur Institute (right) in 1983. The discovery was confirmed by Dr. Robert Gallo, working at the National Institute of Health in Bethesda, Maryland. HIV-3 is, more correctly, a retro-virus, since it reproduces not through the normal double stranded DNA molecule (right), but through the single strand RNA molecule with the reverse transcriptase enzyme. Research continues around the world from the Fundacao Oswaldo Cruz in Brazil to Britain's Public Health Laboratory Services.



AIDS virus



There have been many social implications associated with the AIDS pandemic. Fear of infection resulted in a dramatic increase in the sale of surgical rubber gloves, which were invented and first used by William Stewart Halstead at Johns Hopkins Hospital (right).



Tapping latex in Malaya



Dr. Robert Gallo at the National Institute of Health verified the identification of the AIDS virus.

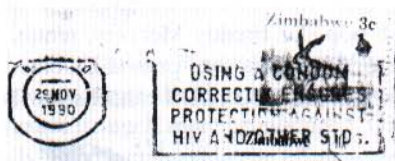


Since human sexuality and sex drives are unlikely to change, sexual transmission of AIDS is minimized by the use of condoms. Unfortunately for thematic collectors, the condom at the left is not related to the prophylactic.

(Straight-line postmark: Condom, France, 1804.)

As educated consumers, the public should use only latex condoms.

(Left: Fromms Act condoms, Germany, 1927. Below: slogan cancel, Bulawayo, Zimbabwe, 1990.)



The pandemic is most severe in central Africa, as illustrated on the 1991 cancel from Port Elizabeth, South Africa shown below. Whole villages have been decimated, and an entire generation is being lost.



Many governments have used postage stamps, machine and hand cancellations, auxiliary markings, postal stationery, and meters to alert and educate the public. Volunteer groups, primarily in the gay community in major cities in Europe and North America, were formed to educate the public and to care for the sick.



Meter slogans: The City of Toronto, advertising the AIDS hotline, and Casey House, Canada's first AIDS hospice.

The human face of AIDS is well illustrated on the Russian postal stationery (right), where the father is urged to "Save/Future Generations/From AIDS/Our Common Concern".



Closer to home, at three Canadian world class figure skaters, Brian Pockar, Rob McCall and Shaun McGill, have died of AIDS. While this article was in preparation, 1976 Olympic champion John Curry of Great Britain died of AIDS. Other notable deaths due to AIDS include U.S. Congressman Stewart McKinney, Brazilian rock star Cazuzu, British pop star Freddy Mercury, tennis star Arthur Ashe, ballet dancer Rudolf Nureyev, actor Rock Hudson, pianist Liberace, and pop artist Keith Haring—whose work was used in the 1993 AIDS cancel show below. The list will continue to grow.



Victims of AIDS commemorated philatelically include (clockwise from upper left) Brazilian musician Cazuzu, skater John Curry, dancer Rudolf Nureyev, and popular entertainers Rock Hudson, Freddy Mercury and Liberace.

So too will the story of AIDS continue to grow, for this is a human story, one of courage and fear, of compassion and bigotry, of inspiration and venality, of redemption and despair. □



NEVER NEGLECT YOUR
SEXUAL HEALTH
WATFORD CLINIC
(0923) 217206

PAPER: Its Preservation and the Agents of Its Destruction, Part VI

by *Kenneth D. Campbell*

Dry Cleaning

One of the favourite methods for surface cleaning old covers is to use an eraser and a brush. There is no type of eraser which does not, to some extent, damage the paper surface from which dirt or markings are removed. One of our chief concerns is cleaning or removing pencilled notations on the reverse of stamps. These are usually perforation notes, catalogue numbers, and sometimes even catalogue prices. Many misguided collectors pencil these marks on the back of stamps as well as on covers. The author has even seen such notations in ink, which means that the stamp is permanently damaged and is worth very little. There is no method of removing pencilled notes and markings that is completely harmless.

While most stamps are printed on high quality paper which will stand up fairly well to the abrasion that results from the erasure of markings, there is still some fragmentation of the surface. On poor quality papers the abrasion is much more pronounced. Old stamps and covers, often brittle or flimsy, are easily torn or creased in the effort to remove pencil marks. Even when some pencil marks are erased, a groove or indentation from a hard pencil will remain.

Covers sometimes only require a light brushing with a soft shaving brush to remove loose dirt or dust. General surface dirt that is more difficult to remove can often be dislodged by using a draughtsman's cleaning powder. One of the powders recommended is 'SKUM X' by Dietzgen. Sprinkle the granulated erasing powder over the area to be cleaned. Work over the surface with a gentle circular motion, moving from the centre toward the edge. Use a small ball of absorbent cotton. Do not use your fingers because the oils, moisture, acids and salts present in the skin might be transferred to the paper. To remove the powder, use a soft brush, working from the centre out, brushing in one direction.

To remove graphite or soft pencil markings, we may have to use an eraser, even though a minimal slight surface damage will result. It is very important that we select the proper type of eraser in order to minimize surface damage. Most erasers are made from rubber or polyvinyl chloride. Some erasers contain very harsh abrasives. We should select a soft eraser in order to minimize surface damage and abrasion. Two of the most effective vinyl erasers are 'MARS-PLASTIC' by Staedtler and 'MAGIC-RUB' by Faber-Castell. To support the stamp or cover, place it on blotting paper. When the eraser becomes rounded from use, cut it to a clean edge. Remember that several gentle rubbings are far better than a single vigorous one. An old plastic eraser shield may be very helpful. Avoid using coloured erasers such as 'PINK PEARL' because coloured residue often becomes trapped on the surface being cleaned. Do not use the eraser too vigorously since it will tend to smooth and burnish some papers.



A cover with dark brown stains - a candidate for cleaning.

Special care should be taken when working with proofs. Proofs are usually engravings on very thin fine India paper, often called 'chine applique' or 'chine callé.' After printing, the India paper is pressed onto a heavier piece of paper. They are held together by the compression of the fibres. No adhesive is employed. An eraser can be used on the support paper but not on the delicate thin India paper. Careful testing will indicate whether a light application of cleaning powder can be used for cleaning purposes.

A 1981 research report prepared by the Analytical Research Services of the National Museums of Canada indicates that a block eraser works best. This report notes that soft rubber erasers harden with age, and polyvinyl chloride (PVC) erasers slowly degrade. The study further determined that the Pink Pearl, Opaline, Kneaded Rubber and Magic-Rub erasers left detectable amounts of eraser material on the paper. The author uses a Faber-Castell Magic-Rub #M-1960, which is a white pencil type of eraser.

Interestingly, I began to use this eraser long before I saw the National Museums report, and I am pleased to see that my choice is a PVC eraser with a low amount of residue left on the paper. That it is low in chlorine, intermediate in the amount of silver tarnishing, and does not contain silicate (finely ground sand) as an abrasive, makes me quite happy. Previously, I used a fawn coloured crumbly eraser commonly known as art gum. I found that it was just too difficult to use, even with a typist's plastic shield.

Photomicrographs showed that the complete removal of eraser particles by brushing was unsuccessful. The Magic-Rub eraser was the most suitable for use in cleaning paper. The Pink Pearl eraser is not recommended. Pink residue and abrasion particulate matter can alter the surface colour and texture of the paper.

Wet Cleaning

Stained stampless covers can be conserved by washing in water. First, check the ink in order to make certain that it will not run. Usually the old inks were insoluble and therefore will remain stable. The cover should be clamped to a screen and then lowered into the water. Not only does the water bath remove a water stain but it also lowers the paper's acidity. Several water baths may be necessary, depending on the cover's dirt and water stained condition. After washing, the cover should have the water carefully pressed out by the use of a blotter. When the excess moisture has been removed from the cover, carefully transfer the cover between two new pieces of white blotting paper, and leave to dry under a medium weight. This will allow the cover to dry flat.

If a cover contains adhesive stamps tied to it by a cancellation, the stamps will wash off in the wet cleaning process. For this reason, the owner may wish to avoid wet cleaning, or he may decide that he can re-affix the stamps in their exact same location after washing and drying.

Stamps can be cleaned satisfactorily by using a soap solution to remove the dirt. The soap solution is made by adding 3 or 4 drops of pure uncoloured liquid soap to a pint of water. Any stronger solution will bleach many stamps. Remember that the use of any liquid, including water, will remove some freshness from the stamp. Some stamps will tolerate no liquid at all, and therefore one is wise to determine if this is the case before cleaning.

Some pencil marks, blemishes and smudges that cannot be removed by dry cleaning can be removed by the wet cleaning process. For these, as well as for ink stains, powdered pumice is taken up on a tampon and rubbed over the pencil or ink trace. When the paper is well sized the ink stains will yield to this treatment. If the paper is thin, considerable care must be taken not to rub too hard. If the surface of the paper is soft the ink will have penetrated too deeply to be removed in this way.

A fresh grease stain can sometimes be removed by sprinkling powdered chalk over



Eraser residue from a Magic-Rub block eraser, magnified 100 times. Residue and fibre damage are relatively low.

the area. Leave for half an hour and then cover both sides with a soft paper. Unprinted newspaper is ideal. Then iron the sheet with an iron in order to draw the grease into the chalk. Do not have the iron too hot or you will scorch the paper.

For removing old grease stains a solvent is used. Saturate the paper with white benzine, put blotting paper on each side, and apply heat over the blotting paper with an iron. If the paper is 'art mat,' it is practically impossible to clean. This type of paper will mark when rubbed, and it stains when a wetting agent is used.

Many stains can be removed from paper by washing the paper in a bath of hot water with a little alum added. Some stains and ink stains need drastic action to remove. Make a solution of one ounce of permanganate of potash crystals dissolved in a little less than a quart of water. Warm the solution to a tepid temperature. Put the paper sheet or sheets into the solution for two hours or until the paper turns a deep brown. Then remove the paper from the solution and wash in running water.

Continue the washing until the wash water no longer contains a purple tint. Then put the sheets into a solution of one pint of water to which has been added one ounce of sulphuric acid. Leave the paper in this solution until the stains disappear and then remove immediately. This usually takes only a few seconds. Then wash in clear running water. The paper should then be placed in a third solution made up of one-half ounce of hyposulphate of soda to one-half gallon of water. Be certain all the soda has been dissolved before putting the paper into this bath. Soak the paper sheets in this solution for one-half hour, then put under running water for one hour.

If some stains remain, repeat the process. All sheets of paper put through this process must be sized. (See "Sizing," which appears later in this instalment.)

'Tropical stain' is really a fungus caused by high humidity. It appears as light brown spots on stamps and covers. To treat 'tropical stain,' the author has used regular household Clorox bleach in tepid water in the ratio of one part bleach to 10 parts water. Use stamp tongs and dip the stamps in the solution for one minute. Remove and rinse in clear fresh water. Dry the stamp and then mount it in your collection in the usual manner. Note that if the stamp is mint you will lose the gum.

Scotch Tape

Scotch tape should remain in the kitchen and should never be seen in the stamp den. But you may ask, "How do I remove scotch tape from a stamp or cover without damaging them?" Follow these instructions very carefully.



Scotch tape can render a cover unfit for show purposes. A postal employee repaired this cover while it was in transit. After almost 20 years, the tape's adhesive has turned an unsightly brown. With care, the tape can be removed. The collector would need to decide whether the tape should be removed. In this particular case, the tape forms an integral part of the cover.

Soften the adhesive with a hand iron heated to a temperature just below that used for synthetic fabrics. Be careful that the iron is not too hot. Then pick up a corner of the tape and peel it off. If the tape is stubborn and will not come off, use an eye-dropper to apply a little acetone or trichloroethylene where the tape is separating from the surface. If you use acetone be very careful, as it will change the colour of some stamps. Use a soft cloth with a bit of trichloroethylene and gently rub off the adhesive left on the cover or stamp. Always provide adequate ventilation when using these solvents, and follow the hazard instructions on the container.

Chemically Altered Stamps

A great deal of hesitation occurred when writing this portion, but today so many stamps that have been chemically altered are being offered as genuine that the author decided to go into the subject briefly. The experts are not fooled by these fakes. The philatelist should not be fooled either. Do not be deceived by 'Rare' shades, missing colours and the like that do not have an expertizing certificate.

Dozens of chemicals are available that will remove one colour element and leave the other colours almost intact. In cases where the chemical might remove two colours, the fakers will mask the one colour or area with paraffin wax. After 'doctoring' the stamp chemically, they remove the wax with a hot iron and blotting paper. Many chemicals that remove colour do not disturb the gum. This fact makes the fake more believable to many would-be purchasers.

To show how easy it is to alter a stamp chemically we will give you two simple examples. Purists will argue that we should not mention these. On the other hand, a knowledgeable philatelist cannot easily be deceived. Immersion in acetone or contact with acetone fumes will change a green stamp to blue, an orange stamp to yellow, and in many cases brown will change to black. Thirty seconds in boiling alcohol will remove the red colouring from some stamps.

These are just two examples of ways that stamps of the dozens of ways that stamps can be altered. But chemicals, even water, will change a stamp. The stamp will lose its brightness, and other colours will change shades to a greater or lesser degree. Even the paper, when viewed under a microscope, will look different.

Have you ever been offered a stamp that is narrower or shorter than it is normally? A sodium hydroxide (Sani-Flush) solution will shrink the paper fibres. Sodium hydroxide will usually not affect the ink colour to any noticeable degree. Again, be certain that the stamp offered has a certificate of authenticity.

Sizing

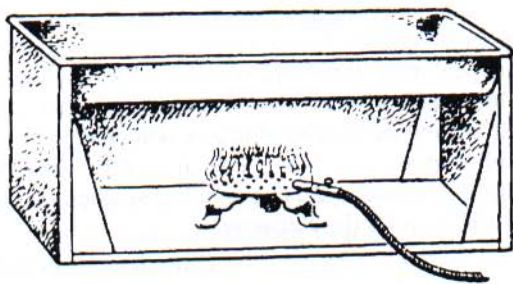
If a paper has lost its original sizing and has become soft, it will need to be re-sized. This will restore its surface and will lessen or in some cases remove brown stains. For sizing, use a large shallow enamelled pan set into a frame so that an alcohol lamp can be placed underneath. The sizing bath must be hot. The sheets of paper should be clean and clear, as sizing will not remove markings but will fix them on the paper.

Soak one ounce of pure gelatin overnight in a little more than a quart of water. Heat slowly to 120°F. and keep the solution at this temperature. Strain through a fine sieve. When the sizing is ready to use, a slight stickiness is felt between the fingers. If the liquid is too sticky add water. Size will keep several days if covered.

When the size is ready, pour it into the pan under which a flame has been placed to

maintain temperature. Lay one sheet of paper at a time in the hot size. Other sheets can be placed on top of the first sheet.

They may be removed almost immediately unless water stains are to be removed, in which case they should be left in the liquid for 10 to 15 minutes. The sheets of paper should be placed between white blotting papers to dry. If the sheets do not dry within a day the blotting paper should be changed. Fragile sheets of paper should be handled by being placed on a plastic sheet. When dry, light pressing is needed to flatten the paper.



Pan, frame and alcohol lamp for sizing.

Toning Paper

It may be necessary to tone a piece of paper to match other papers. There are several simple techniques. Coffee produces an opaque brownish hue. Tea results in a limpid brown. Permanganate of potash gives a yellowish tone. The later is very powerful and therefore the solution should be weak. All toning agents are put in the size. Be certain to sample the solution in order to have the correct colour. Unprinted newspaper is best for testing and should be allowed to dry in order to judge the resulting colour accurately.

Determining the Paper Grain

Hold the full sheet of paper lightly with the two opposite ends placed against the palms of the hands, and move the ends against the middle so as to feel its resistance. Then hold the other two ends and test in a the same way. There will be less resistance bending with the grain. Another method is to crease the paper in both directions. The crease following the grain will be smooth and tight. A final test may be necessary. Dampen a piece of paper on both sides with a sponge. Let it dry. As the paper dries, it will curl in the direction of the grain.

(to be continued)

For further reading:

Janet Cowan, *Dry Methods for Surface Cleaning of Paper*, an abstract published by the Canadian Conservation Institute, March 1986, ISBN 0-662-54326-2.

E.J. Pearlstein et al., "Effects of Eraser Treatment on Paper," *Journal of the American Institute for Conservation*, Vol. 22, No. 1 (1982).

Elizabeth Moffatt and Marilyn Laver, *Erasers and Related Dry Cleaning Materials*, Report #1738, Analytical Research Services, National Museums of Canada (1981).

Kenneth Campbell prepared and partially wrote this series before he passed away suddenly in August 1989. Mr. James E. Kraemer has completed the series from the research notes.

New on the Philatelic Bookshelf...

Darnell Stamps of Canada, 1994 Edition

Publisher: Darnell Inc., Box 1104, Stn. B, Montreal, QC H3B 3K9. Illustrated in full colour; 300 pages. \$12.95 in regular binding; \$15.95 in spiral binding, plus \$2.00 for mail orders. Also distributed by Canada Post (Antigonish), W.H. Smith, Coles, and Eatons stores, Lighthouse (Montreal), Unitrade (Toronto), Chantou International (Vancouver), H. Edelman Inc. (Ozone Park, NY), and by stamp dealers.

No doubt about it—Darnell's 1994 catalogue is the best ever. It has many improvements over previous editions. Clearly printed on high quality paper, it sparkles in full colour. The 'Varieties' section has been expanded with many new discoveries.

We note many price changes, with the mint never hinged stamps showing a steady increase in price. A new section on booklets will be very popular with collectors. The Canada stamp listing is complete up to and including the Varley stamp of 6 May 1994.

The Darnell numbering system segregates the issues of the Province of Canada, and begins the numbering for post-confederation Canada with the ½¢ Large Queen. This practice seems to be catching on. Stanley Gibbons is the latest catalogue to number the issues of the Province separately from those of the Dominion. Only one major catalogue has yet to switch to this system.

Collecting the stamps of Canada is made easy when you use the Darnell catalogue. We recommend that you secure a copy.

— J.E. Kraemer, Philatelic Research Foundation

Michel Deutschland-Spezial Katalog 1994

Publisher: Schwaneberger Verlag GmbH, Munich, Germany. Fully illustrated; softcover; 1,556 pages. Distributed in Canada by Lighthouse Publications, 255 Duke, Montreal,

QC H3C 2M2, and available through stamp dealers across Canada.

The indispensable book for most collectors of Germany is the *Michel German Specialized Catalogue*. New editions come out in May of each year, and the 1994 version is now available.

A quick glance tells you that 50 pages have been added, to make 1,556 altogether. That's a lot of information about stamps and covers. So what's new in the New Germany—1949 to 1994?

The former East Germany continues to be in demand now that collectors see it as a 'dead country.' The last stamp issues came out in October 1990 and these were valid for postage until the last day of 1991. Much of the early good material has come back to Germany from its overseas resting places. Overall, there are no major price increases in either mint or used. However, there is new information and a new category in this edition.

East German stamps between 1952 and 1955 now have a price for cancelled-to-order condition. Another addition is the pricing of corner block imprints of the earlier issues. These blocks usually include a printer's name or a printer's code. The most important addition in the earlier East German issues is the listing of colour varieties and watermark positions. These are in the Pieck, Five Year Plan, and Personality Issues.

Berlin shows a general 10% increase in mint and used issues. There are also increases in FDC and ETB material up to 1960. Berlin also now qualifies as a 'dead country' as the stamps of Berlin were valid only until the end of 1991. However, Berlin never issued a large number of stamps and dealers did not stock much of the recent material. As a result the increase in prices is general throughout the Berlin issues. The chess semi-postal set increased 100% and all definitive issues show gains.

The Guilford Collection of Canadian Pence Issues

TO BE OFFERED IN OUR SEPTEMBER 28-29 SALE



This connoisseur's collection of Pence Issues will be featured in a sale exclusively devoted to Canada and British North America.

To receive a gratis copy of the illustrated sale catalogue, please send \$5.00 (U.S. stamps or cash preferred) for postage.

Robert A. Siegel

AUCTION GALLERIES, INC.

PARK AVENUE TOWER, 17th FLOOR • 65 EAST 55th STREET
NEW YORK, NEW YORK 10022
TEL. (212) 753-6421 • FAX (212) 753-6429

The German Republic issues have shown similar broad price increases, though not as spectacular as those for Berlin. One recent issue, Michel No. 15831 is listed at DM80.- This stamp variety has the fluorescent coating omitted.

Overall, the additional listings and price adjustments make this catalogue an essential tool for anyone seriously interested in the stamps of the German area.

— Emil Talacko

War Dates 1911-1950: A Geographical and Chronological Listing of Wars, Major Campaigns, Occupations and Newly Established Nations before and after World War I and II up to the Korean War.

Author and Publisher: Theo. Van Dam, Box 8809, Anaheim, CA 92812. Cerlox bound; 80 pages; \$13.00 US postpaid in North America from the publisher.

This book has seven chapters containing 11 maps packed with military information. Covering the period from 1911 to 1950, every major event is chronicled by date and country. With this publication, it is possible to look up dates on covers to find corresponding events dealing with the wars. As well, the maps and text provide information on those elusive shifting borders which occurred with the takeovers. Some regions, such as Carpatho-Ukraine, were independent countries for short periods. The information relating to the capture and independence of various nations is captured in this publication.

Included is a two-page bibliography, along with two appendices, and a detailed six-page index. A very worthwhile book, at a very reasonable price. Well worth having as a reference for anyone dealing with twentieth century covers having some connection to hostilities or a war.

— Paul Burega

A Caribbean Neptune: The Maritime Postal Communications of the Greater and Lesser Antilles in the

19th Century.

Author: Robert G. Stone. Publisher: The Philatelic Foundation, New York.

357+21+12+6 pages; 17 maps and numerous drawings and halftones; Blue buckram binding; US \$65.00. Distributed by Leonard H. Hartmann. Box 36006, Louisville, KY 40233.

Mr. Stone's long awaited, and much talked about for several years, is now available. The publication had been forecast for January 1991 at \$47.50, but the book took several more years to prepare, and its size increased.

If you are looking for clear reproductions of covers which illustrate the various markings and rates, you may be disappointed. Nearly all the illustrations of covers were taken from photocopies or from illustrations in auction catalogues. This often results in low contrast and fuzzy reproduction. As well, Mr. Stone indicated that unclear, smudged, or incomplete postmarks have been retouched, and blotches and other marks have been removed.

The print quality of the text leaves much to be desired. In places parts of characters disappear, making legibility difficult. The quality is not consistent. In my copy, several good pages are followed by one on which the printing quality dropped. The text is printed in a light font, while the headings are heavy bold, almost closing some of the white spaces.

The value of this book lies in the information for collectors and students of North, Central and South America, and European maritime mail, as well as the mails of Cuba, Puerto Rico, and St. Thomas. Numerous tables are interspersed with the text, adding valuable information. Much data on sailing vessels and sailing dates has been collected and presented in one place. Mr. Stone is to be congratulated on his hard work.

The book ends with a list of references, but does not contain an index. There is a six-page table of contents, as well as an eight-page listing, by section, of the illustrations. Highly recommended for students of maritime mail.

— Paul Burega

New from Canada Post / Nouveautés de Postes Canada

COMMONWEALTH GAMES

On May 20, Canada Post issued two 43-cent stamps to commemorate the XV Commonwealth Games being held in Victoria, beginning August 18. One stamp depicts lacrosse, one of the oldest organized sports in North America, and the other features lawn bowling.

At the 1928 Olympic Games in Amsterdam, M.M. Robinson of the *Hamilton Spectator* proposed that British Empire Games be organized and held in Hamilton in 1930. The 'Friendly Games,' as they became known were to differ from the Olympics in that they were to be "merrier and less stern."

The Games are now known as the Commonwealth Games. Other Canadian cities to host the Games were Hamilton in 1930, Vancouver in 1954, and Edmonton in 1978.

Lacrosse is one of Canada's two national sports. It was played by the First Nations long before the Europeans arrived. The French missionary Jean de Brébeuf referred to the game as "la crosse" since the sticks reminded him of a bishop's crozier. The stamp pictures a game of field lacrosse, with roses in the foreground.

Believed to have originated in Egypt, lawn bowls was introduced to Canada in 1734, when British officers built a green at Annapolis Royal in Nova Scotia. Today more than 25,000 Canadians participate in lawn bowling. The stamp shows lawn bowling in progress, with narcissus in the foreground.

LES JEUX DU COMMONWEALTH

La Société canadienne des postes émettra, le 20 mai, deux timbres de 0,43 \$ soulignant les XV^{es} Jeux du Commonwealth à Victoria. Les timbres sont consacrés au boulingrin et à la crosse, un des jeux organisés les plus anciens en Amérique du Nord. L'émission comporte quatre autres timbres, qui seront mis en circulation le 5 août, juste avant l'ouverture des Jeux, le 18 août.

Aux Jeux olympiques de 1928, à Amsterdam, M.M. Robinson, chroniqueur pour le *Hamilton Spectator*, suggéra que les Jeux de l'Empire britannique aient lieu, en 1930, à Hamilton. Surnommés les Jeux de l'amitié, ils différaient des Jeux olympiques par leur caractère plus gai et moins rigide.

Le nom des Jeux s'est modifié au cours des ans pour finalement devenir «Jeux du Commonwealth». Les Jeux de 1994 seront les troisièmes à se tenir au Canada depuis les Jeux inauguraux de 1930. Les autres Jeux ont eu lieu à Vancouver, en 1954, et

à Edmonton, en 1978.

Les premières nations s'adonnaient à la crosse bien avant l'arrivée des Européens. C'est un missionnaire français, Jean de Brébeuf, qui baptisa le sport en raison de la ressemblance du bâton des joueurs avec une crosse d'évêque.

Né, semble-t-il, en Égypte ancienne, le jeu de boules a été importé au Canada en 1734 par des officiers britannique, qui ont aménagé le premier terrain de jeu à Annapolis Royale, en Nouvelle-Écosse. Aujourd'hui, le boulingrin compte au Canada plus de 25 000 adeptes.



Specifications:

Date of Issue: 20 May 1994
 Last Day of Sale: 19 November 1994
 Denomination: 2 x 43¢ (se tenant)
 Printer: Leigh-Mardon PTY Ltd.
 Quantity: 15,000,000
 Dimensions: 40 mm x 30 mm (horizontal)
 Perforation: 13+
 Gum Type: PVA
 Paper: Coated Papers
 Printing Process: five colour lithography
 plus foil stamping
 Pane Layout: 25 stamps
 Tagging: General tagging, four sides
 First Day: Victoria, B.C.

Spécifications techniques :

Date d'émission : 20 mai 1994
 Dernier jour de vente : 19 novembre 1994
 Valeur : 2 x 0,43 \$ (se tenant)
 Imprimeur : Leigh-Mardon PTY Ltd.
 Tirage : 15 000 000
 Format : 40 mm x 30 mm (horizontal)
 Dentelure : 13 +
 Gomme : A.P.V.
 Papier : Coated Papers
 Procédé d'impression: Lithographie (cinq couleurs)
 et estampage à chaud
 Présentation : 25 timbres
 Marquage : Procédé général, sur les quatre côtés
 Premier jour (PPJO) : Victoria (C.-B.)



YEAR OF THE FAMILY SOUVENIR SHEET

In celebration of the International Year of the Family, proclaimed by the United Nations, Canada Post issued a souvenir sheet on June 2, consisting of five 43-cent stamps surrounded by a variety of family scenes.

FEUILLET-SOUVENIR DE L'ANNÉE DE LA FAMILLE

À l'occasion de l'Année internationale de la famille, proclamée par les Nations Unies, la Société canadienne des postes émettra un feuillet-souvenir illustrant la vie familiale et ses multiples facettes. Réunissant cinq timbres de 0,43 \$, le feuillet fait mis en circulation le 2 juin

The first stamp features a mother holding a newborn child. Surrounding the stamp are images of other parental relationships, such as fathers and their children. Adults in the company of children, perhaps at a family or school outing, are depicted on the second stamp.

The bonds between generations are recognized on the third stamp by the depiction of an elderly woman and a child. The fourth stamp deals with the importance of education, showing a room full of people in a learning environment, possibly a classroom. The last stamp features a judge and health care or day care workers. These images are meant to represent the extended social family, often the ones to play a significant role in times of trouble.

The sheet was designed by Montreal artist Suzanne Duranceau. Her artwork for the sheet has also been for Canada's International Year of the Family poster.

The souvenir sheet is the first that Canada has produced on fluorescent coated paper, eliminating the need for tagging bars or stamp borders.

The Official First Day Cover will feature a reproduction of the souvenir sheet plus a strip of the five stamps bearing an Ottawa cancellation. The sheets and covers are available at selected postal outlets.

Specifications:

Date of Issue:	2 June 1994
Last Day of Sale:	1 December 1994
Denomination:	5 x 43¢
	(available only in souvenir sheets)
Printer:	Leigh-Mardon PTY Ltd.
Quantity:	7,500,000
	(1,500,000 sheets)
Dimensions:	stamps: 30 mm x 48 mm (vertical)
	sheets: 177 mm x 133 mm (horizontal)
Perforation:	13+
Gum Type:	PVA
Paper:	Coated Papers
Printing Process:	five colour lithography
Pane Layout:	souvenir sheets of 5 stamps
Tagging:	Fluorescent coated paper
First Day:	Ottawa, Ontario

1994.

Le premier timbre porte sur le thème de la mère et l'enfant; il est entouré d'images évocatrices d'autres relations parentales, dont certaines illustrent des pères s'occupant de leurs enfants. Des adults accompagnant des enfants au cours d'une sortie familiale ou scolaire composent la deuxième vignette postale.

Symbole du lien entre les générations, une troisième figurine représente une femme âgée et une enfant. La vignette suivante souligne l'importance de l'éducation. On y voit une salle remplie de personnes en situation d'apprentissage. Figurent sur le cinquième timbre des personnes appelées à jouer un rôle important auprès de familles en difficulté : juge, soignant et travailleuse de garderie.

L'artiste Suzanne Duranceau, de Montréal, signe la conception du feuillet-souvenir dont le motif est repris sur l'affiche officielle du Canada réalisée à l'occasion de l'Année internationale de la famille.

Il s'agit du premier feuillet émis au Canada sur du papier fluorescent, les bandes de marquage ou les marges étant ainsi éliminées.

Le pli Premier jour officiel est orné d'une reproduction du feuillet et d'une lisière de cinq timbres. Le cachet d'oblitération indique Ottawa. Les feuillets-souvenirs et les plis Premier jour officiel seront vendus dans certains comptoirs postaux.

Spécifications techniques :

Date d'émission :	2 juin 1994
Dernier jour de vente :	1 décembre 1994
Valeur :	5 x 0,43 \$
	(vendus en feuillets-souvenirs seulement)
Impression :	Leigh-Mardon PTY Ltd.
Tirage :	7 500 000 timbres
	(1 500 000 feuillets-souvenirs)
Format :	timbre : 30 mm x 48 mm (vertical)
	feuillet : 177 mm x 133 mm (horizontal)
Dentelure :	13 +
Gomme :	A.P.V.
Papier :	Coated Papers
Procédé d'impression:	Lithographie (cinq couleurs)
Présentation :	feuillet-souvenir de 5 timbres
Marquage :	papier fluorescent
Premier jour (PPJO) :	Ottawa (Ontario)



CANADA DAY MINIATURE SHEET

Canada Post celebrated Canada Day by issuing a stamp pane featuring maple trees on June 30. The miniature sheet consists of 12 colourful 43-cent stamps depicting maple trees from different regions of Canada.

The maple leaf has a long-standing tradition as a symbol of Canadian unity and identity. When the Prince of Wales visited Canada in 1860, members of the welcoming party wore the maple leaf as a "symbol of the land of their birth." The ultimate confirmation of the maple leaf as a Canadian symbol came on February 15, 1965 when it was proclaimed the central element of our national flag.

There are approximately 160 species of ma-

FÊTE DU CANADA BLOC-FEUILLET

Le 30 juin, la Société canadienne des postes émettra un feuillet-souvenir orné d'érables. Ce bloc-feuillet haut en couleur, formé de 12 timbres de 0,43 \$, présente des érables poussant dans diverses régions du pays.

Le feuille d'érable est un symbole de l'identité et de l'unité canadiennes depuis très longtemps. En 1860, lors des cérémonies d'accueil du Prince de Galles en sol canadien, des dignitaires arboraient la feuille d'érable comme emblème de leur terre natale. La feuille d'érable acquiert sa place parmi les grands symboles nationaux le 12 février 1965, lorsque le drapeau canadien, dont elle constitue l'élément central, reçoit la sanction royale.

ple trees found world-wide, but only 10 varieties are indigenous to Canada. For the miniature sheet, illustrator Dennis Noble has chosen the following 12 native and imported maple trees: Mountain Maple, Manitoba Maple, Douglas Maple, Striped Maple, Sugar Maple, Vine Maple, Big Leaf Maple, Silver Maple, Red Maple, Hedge Maple, Norway Maple, and the Black Maple.

The stamps are illustrated in a folk art style with the top portion of the pane showing a panorama of Canada from coast to coast.

The stamps are the first printed by Canada Post using a random dot technique. When magnified, no regular pattern of dots is visible.

Three Official First Day Covers, each featuring four different stamps, are available for \$6.10 and come in an attractive protective folder. The covers bear a Maple, Ontario cancellation and different cachets on each cover.

Specifications:

Date of Issue:	30 June 1994
Last Day of Sale:	29 December 1994
Denomination:	12 x 43¢
Printer:	Canadian Bank Note Co. Ltd.
Quantity:	15,000,000 stamps 1,250,000 sheets)
Dimensions:	40 mm x 34 mm (horizontal)
Perforation:	13+
Gum Type:	PVA
Paper:	Peterborough
Printing Process:	six colour lithography
Pane Layout:	12 stamps
Tagging:	General tagging, four sides
First Day:	Maple, Ontario

COMMONWEALTH GAMES

On August 5 Canada Post Corporation will issue four stamps to celebrate the XV Commonwealth Games. The new stamps, featuring the wheelchair marathon, high jump, diving and cycling, were issued just prior to the opening of the Games in Victoria, B.C. on August 18.

Canada Post is among the sponsors of this event, in which more than 3,200 athletes will

Parmi les quelque 160 espèces d'érables que compte la flore mondiale, seulement 10 poussent naturellement au Canada. Pour orner le bloc-feuillet, l'illustrateur Dennis Noble a retenu 12 espèces indigènes et importés : érable à épis, érable négundo, érable nain, érable de Pennsylvanie, érable à sucre, érable circiné, érable grandifolié, érable argenté, érable rouge, érable champêtre, érable de Norvège et érable noir.

La partie supérieure du feuillet offre un panorama stylisé du territoire canadien peint dans un style naïf, à l'instar des timbres.

Ces timbres sont les premiers imprimés au Canada selon la technique des points au hasard. Cette technique permet d'agrandir un timbre sans qu'on voit des motifs de points.

Trois plis Premier jour, portant chacun quatre timbres, sont offerts, moyennant 6,10 \$, dans une pochette protectrice. Le cachet d'oblitération des plis indique Maple, Ontario, et chaque plis est orné d'une illustration différente.

Spécifications techniques :

Date d'émission :	30 juin 1994
Dernier jour de vente :	29 décembre 1994
Valeur :	12 x 0,43 \$
Imprimeur :	Canadian Bank Note Co. Ltd.
Tirage :	15 000 000 timbres (1 250 000 feuillets)
Format :	40 mm x 34 mm (horizontal)
Dentelure :	13 +
Gomme :	A.P.V.
Papier :	Peterborough
Procédé d'impression:	Lithographie (six couleurs)
Présentation des feuilles :	12 timbres
Marquage :	Procédé général, sur les quatre côtés
Premier jour (PPJO) :	Maple (Ontario)

JEUX DU COMMONWEALTH

Les quatre nouveaux timbres qu'émettra la Société canadienne des postes, le 5 août prochain, témoignent de l'esprit dont seront animés les Canadiens et les Canadiennes qui suivront, à compter du 18 août 1994, les XV^{es} Jeux du Commonwealth, à Victoria. Ces timbres mettront en vedette le marathon en fauteuil roulant, le saut en hauteur, le plongeon et le cyclisme.



come from the 67 eligible nations. Her Royal Highness Queen Elizabeth II will open the Games on August 18 and her youngest son, Prince Edward, will attend the Closing Ceremony on August 28.

The stamps were designed by Rod Roodenburg and David Coates of Ion Design in Vancouver. The designs incorporate flowers commonly found in British Columbia, and the Queen's Baton with different Commonwealth Games sports.

Athletes competing in the wheelchair marathon, one of six events for the disabled, are depicted on a 43-cent stamp. These Games mark the first time that athletes with disabilities will compete as members of their national teams. The stamp portrays a clematis in the foreground.

The women's high jump has been part of the Games since 1934. Canada's Debbie Brill won two gold medals in the event—in 1970 and again in 1982. The 43-cent stamp features an

La Société canadienne des postes est un commanditaire de cette grand manifestation sportive qui réunira plus de 3200 athlètes de 67 nations admissibles. La Reine sera présente à l'ouverture des Jeux, le 18 août, et le prince Edward, benjamin de la famille royale, assistera à cérémonie de clôture, le 28 août 1994.

Les timbres, conçus par Rod Roodenburg et David Coates, de la maison Ion Design, de Vancouver, intègrent des fleurs que l'on trouve souvent en Colombie-Britannique, le bâton de la Reine ainsi que des disciplines mises à l'honneur au cours des Jeux.

Le marathon en fauteuil roulant, illustré sur un timbre de 0,43 \$, est l'une de six disciplines auxquelles participeront des athlètes. C'est la première fois que les Jeux accueilleront des équipes nationales comptant des athlètes handicapés. Au premier plan de la vignette postale figure une fleur—la clématite violette. Le saut en hauteur pour les femmes est au programme des Jeux depuis 1934. La Canadienne Debbie Brill a remporté deux médailles

athlete in mid-air, clearing the high jump bar. A trillium is also featured in the foreground.

Competitive diving, a sport in which Canadians have always performed well, has been an integral part of the Commonwealth Games since their beginning in 1930. The 50-cent stamp (for U.S. destinations) features a perfectly poised athlete on her dive descent. A dogwood flower appears in the foreground.

There are an estimated eight million cyclists in Canada and over 6,000 competitive cyclists in more than 300 cycling clubs. Cycling has been part of the every Games except 1930, with women's events added in 1990. The 88-cent stamp features cyclists in a high speed race. An aquilegia flower blooms in the foreground.

The Queen's Baton, an integral part of the Commonwealth Games since 1958, is featured on all stamps. A unique baton for the XV Games was designed by Charles Elliot, Art Thompson, and Richard Hunt.

Those wishing to learn the story behind the Commonwealth Games can purchase a Souvenir Album for \$6.95. The album includes a complete set of mint stamps, as well as two First Day Covers. A set of six Commonwealth Games postcards is also available for \$2.50.

Specifications:

Date of Issue:	5 August 1994
Last Day of Sale:	4 February 1995
Denomination:	2 x 43¢, 50¢, 88¢
Printer:	Leigh-Mardon PTY Ltd.
Quantity:	43¢: 15,000,000 (7,500,000 each design) 50¢: 15,000,000 88¢: 15,000,000
Dimensions:	40 mm x 30 mm (horizontal)
Perforation:	13+
Gum Type:	PVA
Paper:	Coated Papers
Printing Process:	five colour lithography plus one colour foil stamping
Pane Layout:	25 stamps
Tagging:	General tagging, four sides
First Day:	Victoria, British Columbia

d'or dans cette discipline, soit en 1970 et en 1982. Le timbre de 0,43 \$ reproduit une athlète en action devant laquelle on aperçoit un trille. Le plongeon de compétition, un sport dans lequel les Canadiens ont toujours excellé, figure au programme des Jeux du Commonwealth depuis 1930. Le timbre de 0,50 \$ illustre une athlète au port gracieux engagée dans sa descente. Au premier plan se déploie un cornouiller.

De nos jours, on évalue à huit millions le nombre de cyclistes au Canada. Au-delà de 6000 d'entre eux, regroupés au sein de plus de 300 clubs, se sont lancés dans la compétition. Les compétitions de cyclisme ont figuré au programmesauf en 1930. Les épreuves féminines ont été ajoutées en 1990. Sur le timbre de 0,88 \$, on voit des cyclistes filant à fière allure et, au premier plan, une ancolie.

Le bâton de la Reine, illustré sur les timbres, fait partie des Jeux depuis 1958. Pour les Jeux de 1994, un bâton unique a été créé par Charles Elliot, Art Thompson et Richard Hunt. Les personnes désireuses de découvrir l'histoire des Jeux du Commonwealth peuvent se procurer un album-souvenir pour seulement 6,95\$. L'album est accompagné du jeu complet de timbres neufs et des deux plis Premier jour officiels. Un ensemble de six cartes postales attrayantes est également offert pour 2,50 \$.

Spécifications techniques :

Date d'émission :	5 août 1994
Dernier jour de vente :	4 février 1994
Valeur :	2 x 0,43 \$; 0,50 \$; 0,88 \$
Imprimeur :	Leigh-Mardon PTY Ltd.
Tirage :	2 x 0,43 \$: 15 000 000 (7 500 000 chacun dessin) 0,50 \$: 15 000 000 0,88 \$: 15 000 000
Format :	40 mm x 30 mm (horizontal)
Dentelure :	13 +
Gomme :	A.P.V.
Papier :	Coated Papers
Procédé d'impression:	Lithographie (cinq couleurs) et estampage métallique (une couleur)
Présentation des feuilles :	25 timbres
Marquage :	procédé général, sur les quatre côtés
Premier jour (PPJO) :	Victoria (C.-B.)

Society Reports / Rapports de la Société

From Molly Krajewski, Sales Circuit Manager...

This is a letter which we recently sent to one of the Chapters of the Society:

Dear Joe,

Thank you for the return of our Nickel Box circuit, and if there was nothing in it that anybody wanted to buy, of course there would be no sales. This is one of the first Nickel Boxes and has only five cent stamps in it. However, since last December all stamps in Nickel Box circuits are ten cents and this is allowing the owners to put better stamps in them. We may be raising the minimum price again in the light of further experience with this new idea. It has been suggested that we try a circuit for 25 cent stamps, and are not against the idea, although we feel we should wait until we have had more time with the Nickel Boxes.

We know that we will never make money on Nickel Boxes, but the general idea is to get all the common stamps out of the books, because our current method of selling stamps is much too labour intensive for any but the rarer specimens. After a changeover period, we shall be raising the minimum value of the regular books to \$100, and raising the minimum commission/handling charge per book to \$5. This will leave only the Nickel Box circuits as a medium for the buying and selling of cheaper stamps. The dealers do not want to be bothered with them at all. Yet collectors want to see them, and already we have had to retire some of our first Nickel Boxes because they were seriously depleted. We have sent them back to their owners to be restocked, and hope that they will come back with even better stuff.

You will gather from the above that we are endeavouring to modernize the Stamp Circuit business and improve the service, for the fun and profit of both the owners and the buyers. So perhaps you will forgive us when we say that we take a dim view of a Chapter which wants to turn its back on the future.

Yours truly,

E.M. Krajewski

The above letter will answer the questions of other members regarding the operation of the Nickel Box circuit. To participate in the Sales Circuit, as either a buyer or seller, write to Molly Krajewski, R.P.S.C. Stamp Circuit, Box 10, Ajax, Ont. L1S 3C3.

NEW MEMBERS - NOUVEAUX MEMBRES

The following applications were received and are herewith published in accordance with the Constitution. If no adverse reports are received within thirty days of publication, applicants will be accepted into full membership. Any objections should be sent to: P.O. Box 929, Station Q, Toronto, Ont. M4T 2P1.

• requests address not be published (M) minor - activity guaranteed by parent or guardian (D) dealer

Les demandes d'adhésion ci-dessous ont été reçues et sont publiées en conformance avec la constitution. Si aucun commentaire adverse est reçu dans les trente jours qui suivent les postulants deviendront membres. Toute objection devra être communiquée à la C.P. 929, Succursale Q, Toronto (Ontario) M4T 2P1.

• demande que son adresse ne soit pas publiée (m) mineur-activités philatéliques garanties par un parent ou un tuteur (M) marchand

26150 Mr. Norman C. Nissen
Canada, Denmark, Greenland, Faroes

26151 Mr. Wah Chee Choo
No. 8 Lorong Ikan Emas

- 2 (B) Batu 3 1/2
Jalan Cheras
KUALA LAMPUR, MALAYSIA 56000
- 26152 Mr. Robert Pritchard
Canada
- 26153 Mr. Vui Pan
1207 - 311 Bell St. S.
OTTAWA, ON K1S 4K1
F.D.C.s
- 26154 Mr. Mike Howkins
*Niger Coast oil rivers, Mint King
George VI, Commonwealth*
- 26155 Mr. Joseph A. Sklaruk
*Great Britain, People's Republic of
China, Hong Kong, Canada, Space,
British Royalty, Cats, some British
Commonwealth*
- 26156 Mr. Richard T. Jester
26 Ciclamor Way #560
HOT SPRINGS VILLAGE, AR 71909

- USA
Canada, USA, Great Britain and others
- 26157 M. Gaston Mercier
588 Des Jonquilles
POINTE AU PERE, QC G5M 1G3
Canada
- 26158 Mr. John C. Dodd
170 Cherry Hill Circle, Apt. 302
LONDON, ON N6H 2M1
*Canada, UK, Isle of Man, Jersey,
Guernsey, British Commonwealth*
- 26159 Mr. William Pekonen
209 - 7300 Moffatt Rd.
RICHMOND, BC V6Y 1X8
Official Mail
- 26160 Mrs. Mary Ellinor Partridge
474 Allan St.
HAWKESBURY, ON K6A 2M2
*Canada, USA, Great Britain,
Commonwealth, France*

RESIGNATIONS - DÉMISSIONS

- KENEALY, Dean R. (22202) Livonia, MI, USA
MACINTYRE, Harvey W. (22210) Lacombe, AB
MARSHALL, Richard (25404) Oakville, ON
- MEDCALF, Harry (24940) London, ON
WOTHERSPOON, John D. (21517) Islington, ON

DECEASED - NÉCROLOGIE

- FULLERTON, James (11927) Etobicoke, ON
WHITEHOUSE, I.F. (6296) Duncan, BC
WILLEY, Robert C. (6590L) Victoria, BC

DROPPED FOR NON-PAYMENT OF MEMBERSHIP DUES

- AUDET, Jean-Guy (18012) Charlo, NB
B.N.A. PHILATELIC SOCIETY (CH-213) Troy
MI, USA
- BAKER, Steve J. (25806) Clinton, ON
BARRY, David L. (25296) Norwood, ON
BENCZ, Michael (24270) Edmonton, AB
BEST, Margaret (10443) Chico, CA, USA
BLACKBURN, Scott G. (25251) Scarborough, ON
BRAUNWARTH, Garry (19208) Calgary, AB
BRIDGE, David J. (25272) N. Vancouver, BC
BRUNETTE, Marcel J.C. (23794) Winnipeg, MB
BURLINGTON STAMP CLUB (CH-200)
Hamilton, ON
- CANNON, Paul D.V. (23825) Hamilton, ON
CARVER, Rima A. (25413) Midland, ON
CHIRNSIDE, Wanda M. (25335) Toronto, ON
CLARKE, Paul K. (24257) Port Hardy, BC
CORNELL, Ray (15349) Edmonton, AB
DINNAGE, Paul (25323) Port Hope, ON
FAIRLEY, Donald A. (14673) Etobicoke, ON
FALLON, Brad J. (23716) Montreal, QC
FRENCH, Kenneth C. (21629) Ganges, BC
FRENCH, Keywood L. (22030) Guelph, ON
- GAVIN, James (25424) Hamilton, ON
GILES, Brian J. (25316) Nepean, ON
HIBBS, James R. (25312) Portland, OR USA
MACDONALD, Norman A. (25247) Sioux
Lookout, ON
- MACLAREN, Cindy L. (24266) Calgary, AB
MACLEAN, David C.R. (25997) Redford, NS
MILLER, John C. (25802) Hamilton, ON
MILLS, John W. (14596) Garfield Hts., OH USA
MUNJAL, Sharaf (25811) Brampton, ON
NYMAN, (15772) Helsingfors, FINLAND
PETERSON, June (20095) Vancouver, BC
PHAIR, Raymond W. (23733) Potomac, MD
USA
- PICKARD, Joseph A. (24182) Ottawa, ON
RHODENIZER, Clarence T. (23533) Lower
Sackville, NS
- RYCKMAN, Jim (15177) Creston, BC
SACILOTTO, John (10871) King City, ON
SAPINSKI, Dolores (25246) Timmins, ON
SEETAL, Dr. R.S. (23779) Calgary, AB
ST. GERMAIN, M. Pierre (24217) Saint Hubert,
QC

SUGAR, David (25821) Chicago, IL USA
TANGUAY, M. Denis (25809) Gatineau, QC
VAISICA, Sam (24250) Windsor, ON
VAN DER GULIK, Theo (24310) Burnaby, BC

WESTMOUNT PHILATELIC CLUB (CH-17)
Westmount, QC
WHIPPLE, Bryan D. (24169) Ogden, Utah USA
WILDMAN, James R. (24161) Cypress, TX USA

CHANGE OF ADDRESS - CHANGEMENTS D'ADRESSE

AROSEMENA, Dr. Ernesto (25342) Panama Express No. 29999, P.O. Box 527948, Miami, FL
33152-7948 USA

BANNISTER, J.W. (13618) Box 93109 – Brampton S. RPO, 499 Main St. S., Brampton, ON L6Y 4V8

BASSEK, W. (26079) 343 Price Road, Salt Spring Island, BC V8K 2E9

BOOSEY, R.W. (24471) 8711 E. Pinnacle Peak Road #311, Scottsdale, AZ 85255-3599 USA

BOSWELL, Keith M. (23274) P.O. Box 130, Crapaud, PEI C0A 1J0

BOUTILIER, John D. (24508) 81 Dalhousie St. #1404, Toronto, ON M5B 2N1

CASARIN, Bruce R. (23866) P.O. Box 53589, 444410 Kingston Road, Scarborough, ON M1E 5G2

CHARTIER, Kim (26030) 108 – 1043 Bairdmore Blvd., Winnipeg, MB R3T 5H3

COLLARD, Kelly L. (25895) 2009 Fulton Ave., W. Vancouver, BC V7V 1T3

DAVEY, Paul W. (23618) 6 Hillside Ave., Dartmouth, NS B3A 2P8

DELWASSE, Jean-Pierre (13276) 5331 rue McKenna, Montreal, QC H3T 1V2

DICKENS, Charles W. (8986) 4E Rotary Court, Flin Flon, MB R8A 0N9

DOUGHERTY, Frank (25069) 127 Sykes St. N., Apt. 101, Meaford, ON N4L 1W4

DOVER, Steven (25780) 409 – 363 Besserer St., Ottawa, ON K1N 6B7

EADIE, Robert Kenneth (6095) 2004 – 1333 Bloor St., Mississauga, ON L4Y 3T6

FEAR, R.M. (8344) LCD #1 6135 Almon St., Halifax, NS B3K 1V9

FLAMENBAUM, Jaime (25881) 5788 Trinity Ave., Côte St. Luc, QC H4W 1Z3

FRASER VALLEY PHILATELIC CLUB (CH-137) c/o N.C. Holden, 3757 Harwood Cres., RR 10,
Abbotsford, BC V2S 7A5

GILLESPIE, Deborah J. (22753) 60 Barlow Cres., Winnipeg, MB R2N 3W5

HAMILTON, Donald G. (20561) 1214 Riverside Drive, Apt. 207, Timmins, ON P4R 1A3

HENRY, Dr. Lawrence P. (19755) 28 Rougecrest Dr., Markham, ON L3P 3B6

HERNANDO, Ron (21387) P.O. Box 223, Stn. F, Toronto, ON M4Y 2L5

HOOPER, Donald J. (25396) 7316 – 9 Hiheng Ct., Raleigh, NC 27615 USA

INCE, John F. (26009) P.O. Box 858, Stirling, ON K0K 3E0

JENKINS, Dr. John C. (11382) 702 – 17 Robinson Street, P.O. Box 43529, Lower James P.O.,
Hamilton, ON L8P 4X5

JOYCE, H. Brian (24301L) 153 Rembrandt Pl., London, ON N6C 5G9

KIDD, Terence (23397) Box 28013, Cambridge, ON N3H 5N4

LAUBACH, Conrad H. (9294L) #152 – 1751 Northgate Rd., RR 1, Cobble Hill, BC V0R 1L0

LEEDHAM, A.M. (19693) 6230 St. Georges Avenue, W. Vancouver, BC V7W 1Z7

MANUGE, Carl F. (13433) E.C.L. Box 250, Pugwash, NS B0L 1L0

MOORLAG, K. (23655) 27 Pineway Ave., Keswick, ON L4P 1X8

O'RILEY, Gail (26064) 71 Thorncliffe St., Kitchener, ON N2N 1Z3

PAQUET, François (22304L) 10540, de la Sirene, Neufchatel, QC G2B 2R7

PEAT, David (25149) 1401 Beddis Road, Salt Spring Island, BC V8K 2C9

PERHAM, J. Allan (25615) 1557 Camelford Rd., Mississauga, ON L5J 3C8

PETRIE, Franklin R. (9709) 656 Portage Ave., Ottawa, ON K1G 1T4

RADFORD, William D. (26034) 5144 I-Ah-Maytah Road, Oshkosh, WI 54901 USA

RATUSHNY, Michael E. (25470) 1802 Kings Road, Sydney, NS B1L 1C5

ROBERTSON, H.D. (21789) 5959 Spring Garden Rd., Halifax NS B3H 1Y5

RUCKLE, Gwen M. (24927L) 1752 Beaver Pt. Road, Salt Spring Island, BC V8K 1W3

SEYMOUR, Rex D.K. (23177) Calle Cereipo #107, Alturas de Santa Maria, Guaynabo, PR 00969
USA

SMETHURST, Edward R. (24031) 969 Montroyal Boulevard, N. Vancouver, BC V7R 2G9

SPARKS, Arthur J. (15538L) RR 1, Battersea, ON K0H 1H0

ST. LOUIS, André (15161) 16160 Des Catalpas, St. Hyacinthe, QC J2T 4N2

STILES, R.B. (14206L) Box 508, Bassano, AB T0J 0B0

TIBBENHAM, K.J. (14667) 152 Riverview Rd., Alliston, ON L9R 1S4

TOUW, Michael (24332L) 471 King St. W., North Bay, ON P1B 6A1
TRAQUAIR, R.S. (6963) 53 Summerhill Ave., Toronto, ON M4T 1A9
VERNON STAMP CLUB (CH-195) c/o Ray Jacobs, Site 3B, Comp. 4, RR 6, Vernon, BC V1T 2C6
WILSON, Robert J.B. (25674) 127 - 25 Maki Rd., Nanaimo, BC V9R 6N3

Exchanges Wanted / Demandes d'échange

Since the Royal Philatelic Society of Canada is the national society of philatelists in Canada, many requests for exchange partners are referred to us. As a service to our members, we are pleased to present these names, so that those who wish to do so can make overseas contacts. Please note that we have no way of checking the credentials of the individuals who write to us asking that their names be published; therefore, we urge that caution be taken when answering these requests.

La Société royale de philatélie du Canada ne s'occupe pas normalement des échanges entre philatélistes, mais comme elle est la société philatélique nationale du Canada, ou lui transmet de nombreuses demandes de philatélistes désireux de trouver des correspondants pour échanger des timbres. Ainsi atelle décidé, pour rendre service à ses membres, de publier les noms intéressés d'outremer, afin que ceux qui désirent établir des rapports avec eux puissent la faire. Je vous signale toutefois que nous ne savons rien des personnes qui nous demandent de publier leur nom, c'est pourquoi je vous conseille d'être prudent en répondant à ces demandes d'échange.

Vladimir Lavrishchev
P.O. Box 813
St. Petersburg
199226 RUSSIA

"I Collect stamps on the themes of "Fauna" and "Guard of Nature," and I am seeking stamps on these subjects. In exchange I can send stamps and philatelic items of USSR, Russia, and other countries."

Guillaume Tassart
Rue dy Chaumois
77580 Villiers/Morin
FRANCE

A 20 year old collector in France wishes to exchange stamps with Canadians. Writes in English or French.

Mlle. Nada Lamouche
Cite des Asphodeles
Bat "D14" No. 171
Ben Aknoun 16030, ALGERIA

"J'aime beaucoup les timbres canadien, et j'aimerais bien un/une partenaire canadien qui peut échanger avec moi des timbres."

Domenica Frisinaï
Via XXV Aprile, 18
60122 Ancona, ITALY

Collector wants Canadian stamps and First Day covers, either by purchase or trade. Also wants information on Canadian philately.

At the recent HAFNIA 94 show in Copenhagen, youth visitors had the opportunity of requesting overseas penpals. The following are the names and addresses of the young Danish philatelists who wish to correspond with young collectors in Canada.

Christina Danielsen
Dalslandsgade 26, 2.th.
DK-2300 København S
DENMARK
(Girl, 13 years old)

Linda Timm
Højen 5
DK-2690 Karlslunde
DENMARK
(Girl, 13 years old)

Iwona Rutkowska
Telemarksgade 33, 2.tv.
DK-2300 København S
DENMARK
(Girl, 15 years old)

David Schavur Jensen
Bistrupvej 88
DK-3460 Birkerød
DENMARK
(Boy, 8 years old)

COMING EVENTS / CALENDRIER

NATIONAL EXHIBITIONS - EXPOSITIONS NATIONALES

1994

SEPT. 29 - OCT. 1: BNAPEX '94, in Burlington, Vt., at the Radisson Hotel on the shores of Lake Champlain. Information: James F. Hansen, Rd. #1 Box 450, Plainfield, Vt. 05567.

1995

MAY 6 - 7: ORAPEX '95, at RA Centre, 2451 Riverside Dr., Ottawa, Ont. Information: Paul Burega, 16 Aldgate Cres., Nepean, Ont. K2J 2G4; (613) 825-8105.

MAY 26 - 28: ROYAL 1995 ROYALE, at Quebec City. Further details to be announced.

1994

AUGUST 6: FENPEX 10, Stamp Exhibition and Bourse of the Fenlon Stamp Club, at Senior Citizens Hall, Lindsay St., 10 am to 4 pm. Manmation: Margaret Allen, R. R. 1, Fenlon Falls, ON K0M 1N0

AUGUST 18 - 21: STAMPSSHOW '94, 108th Annual Convention of the American Philatelic Society, at Lawrence Convention Center, Pittsburgh, Ohio. Information: APS, Box 8000, State College, PA 16803 USA.

OCTOBER 1 & 2: Annual Stamp Show of the Sudbury Stamp Club, in the Foyer of Civiv Square, Sudbury, Ont, 10 am to 5 pm each day. Exhibits, dealers, refreshment booth. Free admission. Information: Dan McInnis, Box 2063, Station A, Sudbury, ON P3A 1L8; (705) 566-0293.

OCTOBER 1 & 2: VICPEX 1994, sponsored by the Greater Victoria Philatelic Society, Vancouver Island Philatelic Society, and the Victoria Junior Stamp Club, at the Holiday Inn, 3020 Blanshard Street, Victoria, BC. 15-page frames at \$5.00 per adult frame and \$1.00 per junior entry. Prospectus and information: Don Shorting, Box 5164, Station B, Victoria, BC V8R 6N4.

OCTOBER 15: GUELPHPEX 94, 24th annual exhibition and bourse of the Guelph Stamp

Club. NOTE NEW LOCATION: Seniors' Centre, 683 Woolwich Street, Guelph. Free parking, 15 dealers, hourly draws. Hours: 10 am to 4 pm. Information: Gord Fulton (519) 822-0342.

OCTOBER 21, 22 & 23: CALTAPEX '94, Annual Show of the Calgary Philatelic Society, at the Chinese Cultural Centre, 197 - 1st Street SW, Calgary, Alberta. 20 dealers, competitive exhibits, junior table, door prizes, show cover. Free admission. Information: CALTAPEX '94, Box 1478, Station M, Calgary, AB T2P 2L6.

OCTOBER 22: MIDDPEX 94, Annual Stamp Show of the Middlesex Stamp Club, at White Oaks Mall, 1105 Wellington Rd., London, Ont. 9 am to 6 pm, free admission, 25 dealers, 100-frame exhibition, silent bid auction. Information: Patrick Delmore, Box 234, Mt. Brydges, ON N0L 1W0; (519) 264-2507.

OCTOBER 22: Brantford Stamp Club's annual exhibition and bourse at the Woodman Community Centre, 491 Grey Street, Brantford, Ont., 10 am to 4 pm. Free admission and parking, 14 dealers, sales circuit, beginner's booth, draws and prizes. Information: Bob Anderson, Brantford Stamp Club, Box 25003, West Brant Postal Outlet, Brantford ON N3T 6K5.

OCTOBER 22 & 23: 51st Annual Exhibition and Bourse of the North Toronto Stamp Club, at the Civic Garden Centre, Edwards Gardens,

777 Lawrence Avenue East at Leslie Str., Toronto. Saturday 10 am to 6 pm, Sunday 10 am to 5 pm. Ample free parking and free admission. Information: Stuart Sheppard, 229 Elmood Avenue, North York, ON; phone (416) 225-8070.

NOVEMBER 5 & 6: VANPEX '94, exhibition and bourse sponsored by the British Columbia Philatelic Society, at the Sheraton Landmark, 1400 Robson Street, Vancouver, B.C. Information: Ron Koop, 3604 Oxford Street, Vancouver, BC V5K 1P3.

1995

APRIL 8: STAMPFEST '95 annual exhibition of the Kitchener-Waterloo Philatelic Society, at the Albert McCormick Arena, Parkside Drive, Waterloo, Ont. 10 am to 4 pm. Information: Betty Martin, Box 43007, Eastwood Square P.O., Kitchener, ON N2H 6S9; (519) 578-7782.

Coming Events are listed free of charge. Please send information to the editor as far in advance of the event as possible.

....BUYING SELLING....

The RPSC Sales Circuit can help you build your collection at moderate cost, and it provides a cost-effective way to dispose of your duplicates and surplus stamps. Write to Molly for more information.

Molly Krajewski
Sales Circuit Manager
Box 10
Ajax, ON L1S 3C3

International Exhibitions

1994

AUGUST 16-25: PHILAKOREA '94, FIP sponsored international stamp exhibition, Seoul, Korea. Canadian Commissioner: William Simpson, 20 First St., Chatham, ON N7M 2P8; (519) 352-0050.

1995

MAY 10-15: FINLANDIA '95, an FIP sponsored specialized world exhibition of philately celebrating the 150th anniversary of the first Finnish Postal Stationery. Limited to Postal History and Postal Stationery. Canadian Commissioner: K. Salonen, Box 421, Port Carling, ON P0B 1J0.

SEPTEMBER 1-10: SINGAPORE '95, at the Singapore International Convention and Exhibition Centre. Organized by the Association of Singapore Philatelists. Canadian Commissioner: W. G. Robinson, 5830 Cartier St., Vancouver, BC V8T 3A7.

1996

MARCH 21-30: INDONESIA '96, specialized youth exhibition, Bandung, Indonesia.

JUNE 8-16: CAPEX '96, at the Metropolitan Convention Centre, Toronto. Prospectus now available; trade brochure and Bulletin #1 to be issued shortly. Information: CAPEX '96, Box 204, Station Q, Toronto, ON M4T 2M1; tel: (416) 482-1996; fax (416) 482-8182.

SEPTEMBER: EXPOPHILEX, Budapest.

SEPT. 27 - OCT. 6: ISTANBUL '96, Turkey.

OCT.-NOV.: ATHINA '96, Athens, Greece.

1997

APR. 11-20: NORWEX '97, Oslo, Norway.

JUNE 29 JULY 8: PACIFIC '97, San Francisco.

SEPTEMBER: MOSCOW '97, Russia.

SPECIALTY SHOWS

APRIL 1-9, 1995: AVIACION Y ESPACIO, Barcelona. Specialized air mail exhibition.

JULY 19 - AUG. 3, 1996: OLYMPHILEX, in Atlanta. Specialized Olympic & sports philately.

The names of Canadian commissioners to these F.I.P. sanctioned exhibitions will be published when they are available.

CHAPTER MEETINGS / RÉUNIONS DES CLUBS MEMBRES

AJAX PHILATELIC SOCIETY

R.P.S.C. Chapter 163 meets 1st and 3rd Mondays of each month, September to June in St. Bernadette's Hall, S.E. corner of Harwood and Bayly, Ajax, from 7 to 10 pm. All visitors welcome, especially junior collectors. Address: P.O. Box 107, Ajax ON L1S 3C3.

AMICALE des PHILATÉLISTES des l'OUTAOUAIS

R.P.S.C. Chapter 190 meets every Thursday, September to April in the basement of the Saint Benoit Church, 170 Sherbrooke St., Hull, Qué. Visitors welcome. For information, Write P.O. Box 422, Gatineau PQ J8P 7A1.

CLUB PHILATÉLIQUE ARGENTEUIL STAMP CLUB

Chapter 118 meets 2nd Wednesdays of each month (except July and August) at 7:30 pm. Bilingual and bi-province meetings in Hawkesbury ON and Lachute PQ. Information: Yves Lemay, 452 Cécile, Hawkesbury ON K6A 1N9; phone (613) 632-3779.

BARRIE DISTRICT STAMP CLUB

R.P.S.C. Chapter 73 meets second Wednesday of each month except July and August at 7:30 pm. at Parkview Centre, 189 Blake St., Barrie. Table Auction at every meeting. Visitors welcome. Contact: Sec.-Treas. Lew Metzger, P.O. Box 1113, Barrie ON L4M 5E2.

BRAMALEA STAMP CLUB

R.P.S.C. Chapter 144 meets 1st Sunday October to June inclusive (1:30-4:00 pm) and 3rd Tuesday year round (7:30-9:30 pm), September to June at Terry Miller Recreation Complex, Meeting Room 2, Williams Parkway (between Dixie Rd. and Bramalea Rd.) Bramalea, Ont. Visitors welcome. Correspondence: Bramalea Stamp Club, 74 Glenmore Cres., Bramalea ON L6S 1H8.

BRANTFORD STAMP CLUB

R.P.S.C. Chapter 1 meets on the 1st and 3rd Tuesdays of the month, September to May inclusive, and the first Tuesday in June, at the Woodman Community Centre, 491 Grey St., Brantford, Ont. Doors open at 7pm, short business meeting at 8pm, followed by a program.



AUCTIONS!

We hold 6-8 public and mail bid auctions each year. You'll find collections, large lots, postal history and single stamps from Canada and the world. Discover what you've been missing.

Write for your FREE copy!

Thinking about selling? Write for information on the many options we offer. You'll be pleasantly surprised.

John Sheffield Philatelist Ltd.

Post Office Box 81R
Lambeth, Ontario, Canada N0L 1S0

MAIL AUCTIONS EVERY 6 WEEKS

- * Canada and Provinces
- * United States
- * Br. Commonwealth
- * Foreign
- * Covers and Postcards
- * Cancellations
- * Collections
- * Varieties and Errors

Write today for a free well illustrated copy of our next sale.

VANCE AUCTIONS LTD.

Box 267, Smithville
Ontario, Canada L0R 2A0
Telephone: 905-957-3364

Circuit books available; 5 dealers. Visitors always welcome. Information: Secretary, Box 25003, 119 Colborne St. W., Brantford ON N3T 6K5. Phone (519) 753-9425.

BRITISH COLUMBIA PHILATELIC SOCIETY

The British Columbia Philatelic Society meets every Wednesday, September to June at 7:30 pm in the Amenity Room, Grosvenor Building, 1040 W. Georgia St. B.C.P.S., 3604 Oxford St., Vancouver BC V5K 1P3.

CALGARY PHILATELIC SOCIETY

(Chapter 66) Regular meeting: First Wednesday of month, 7:00 pm. Auctions on third and fourth Wednesday of month, 7:30 pm. Kerby Centre, 1133 7 Ave. S.W. No meetings July and August. Correspondence to Calgary Philatelic Society, P.O. Box 1478, Station "M", Calgary AB T2P 2L6.

CANADIAN AEROPHILATELIC SOCIETY

The Canadian Aereophilatelic Society (CAS) welcomes as a member anyone interested in aerophilately or astrophilately, worldwide. Yearly membership is \$10 Cdn. No formal meetings; several members meet regularly at the weekly RA Stamp Club meetings at the RA Centre, 2451 Riverside Dr., Ottawa, Ont. 7:30 pm every Monday except June, July and August. Information: Ron Miyanishi, 124 Gamble Ave., Toronto ON M4J 2P3.

CANADIAN FORCES PHILATELIC SOCIETY

R.P.S.C. Chapter 139 meets twice per month, September to June (1st Wednesdays of each month and Thursday two weeks later) at 7:30 pm at Suite 301, 2660 Southvale Cres., Ottawa. Write to: Secretary, C.F.P.S., Box 46006, Beacon Hill Postal Outlet, 2339 Ogilvie Rd., Gloucester, ON K1J 9M7.

COLBORNE STAMP CLUB

R.P.S.C. Chapter 205 meets on the second and fourth Tuesday September to May inclusive at 7 pm, in the Drop-in Centre, Victoria Square, Colborne, Ont. All stamp collectors are welcome. Information: Mary Jackson, Box 33, Castleton, Ont. K0K 1M0, phone (905) 344-7882.

COLUMBIA PHILATELIC SOCIETY

Chapter 11, R.P.S.C. meets 7:30 every fourth

Tuesday. Visitors welcome. Box 465, Trail BC V1R 4L7. Phone 368-9601.

CREDIT VALLEY PHILATELIC SOCIETY- MISSISSAUGA -

Chapter 67 meets 2nd and 4th Monday of every month (except on holidays and in July and August) at 7:30 pm at Forest Avenue Public School, 20 Forest Ave., Port Credit. Visitors always welcome. Contact E.A. Read, (416) 278-4716.

DELTA STAMP CLUB

Chapter 138 meets 2nd and 4th Tuesdays (except June/August). Visitors always welcome. Information: Bill Heather, 325-54th St., Delta BC V4M 3G6, phone (604) 943-5303.

EAST TORONTO STAMP CLUB

Meets 1st and 3rd Wednesdays of each month (except July and August) at Stan Wadlow Clubhouse, Cedarvale Ave. first east of Woodbine, at Cosburn, north of arena. Visitors always welcome. Sec.: Raymond Reakes, 188 Woodmount Ave., Toronto ON M4 3Z4.

EDMONTON STAMP CLUB

Touring stampers, new members and guests are welcome to visit Edmonton's R.P.S.C. Chapter 6. Meetings 2nd Mondays, September through July, 7 pm, at St. Joseph High School, 4th floor cafeteria, 109 St. and 108 Ave. Correspondence: Box 399, Edmonton AB T5J 2J6. Phone 437-1787.

ESSEX COUNTY STAMP CLUB (WINDSOR)

R.P.S.C. Chapter 154 meets on the 2nd and 4th Wednesday of the month (4th Wednesday in July and August) at the Knights of Columbus Hall, 1140 Goyeau St., Windsor, Ont. (just south of Giles Blvd.). Meetings start at 7 pm, program at 8 pm. Lots of parking and all visitors are welcome. Information: President, Essex Count Stamp Club, 356 Genevieve, Windsor ON N8S 3V6.

ETOBICOKE PHILATELIC SOCIETY

R.P.S.C. Chapter 78 meets at Fairfield Centre, 80 Lethian Way, Etobicoke at 7:30 pm, 1st Wednesday of every month except July and August. Visitors always welcome. Information: C.E. Allen, 5 Aintree Court, Etobicoke ON M8W 2E1. Phone 251-3425.

FENELON STAMP CLUB

R.P.S.C. Chapter 176 meets 1st Monday of each month (2nd Mon. if the 1st is a holiday) in the Fenelon Falls Public Library at 7:30 pm. Visitors Welcome. President: Isabel Wessell, RR 3, Woodville ON K0M 2T0.

HAMILTON PHILATELIC SOCIETY

R.P.S.C. Chapter 51 welcomes all visitors to our meetings on 2nd and 4th Mondays, September to June except holiday Mondays. Meetings at Bishop Ryan High School on Quigley Road in Hamilton's east end. We consistently have a bourse of 12 dealers in addition to our sales circuit, library, auction, slide show or speaker and door prizes. Refreshments are provided; there is a nominal door fee. Information: Paul Trudel, Box 6510, 673 Upper James St., Hamilton ON L9C 7N7.

KAWARTHA PHILATELIC SOCIETY

R.P.S.C. Chapter 58 meets 2nd and 4th Tuesdays of each month September through June (except 4th Tuesdays in December and June), 7 pm at Prince of Wales School Library, corner of Monaghan Rd. and Sherbrooke St., Peterborough, Ont. Information: Lloyd Mosher, Box 2222, Peterborough ON K9J 7Y4.

KELOWNA & DISTRICT STAMP CLUB

Chapter 90 meets monthly, 2nd Wednesdays, September to June from 7 - 10 pm at the Kelowna Secondary School Cafeteria, 575 Harvey Ave. Business meeting at 8 pm, followed by an auction. Visitors always welcome. Information: Box 1185, Kelowna, BC V1Y 7P8.

KENT COUNTY STAMP CLUB (CHATHAM, ONT.)

Chapter 7 meets 4th Wednesday of each month (except July, August and December) in the cafeteria of John McGregor Secondary School, 300 Cecile at 7:30 pm. Visitors always welcome. Sec.: Abie Heersma, 73 Jasper, Chatham ON N7M 4C1.

KINGSTON STAMP CLUB

Meets 2nd and 4th Monday, September to April and 2nd Monday in May, 7pm, at St. Paul's Anglican Church Hall, corner of Queen and Montreal Streets, Kingston Ont. Information: Kingston Stamp Club, Box 1202, Kingston ON

K7L 4Y8. Phone (613) 546-3332.

KITCHENER-WATERLOO PHILATELIC SOCIETY

Chapter 13 meets 2nd Thursday every month (except July and August) at Rink in the Park, Seagram Dr., Waterloo. Visitors welcome. Information: Betty J. Martin, Box 1676, Stn. C, Kitchener ON N2G 4R2.

LAKEHEAD STAMP CLUB

Chapter 33 meets 2nd Wednesday and last Friday each month from September to June at the Herb Carroll Centre, 1100 Lincoln St., Thunder Bay ON. Meetings start at 8:00; visitors welcome. Sec.: Ms. Daryl Lein, #5 230 North Brodie Street, Thunder Bay ON P7C 3S5.

LAKESHORE STAMP CLUB

Chapter 84 meets at Lindsay Place School, Broadview Ave., Pointe Claire, Quebec, on 2nd and 4th Thursdays, September to June at 7:30 pm. Pres.: Alan Dean, Box 1, Pointe Claire PQ H9R 4N5.

MILTON STAMP CLUB

Chapter 180 meets last Wednesday of each month (except December), 7:30 pm at Halton Centennial Manor (Auditorium). Enter from Childs Drive just south of Milton Mall. Park in rear and walk across to auditorium. Silent auction every meeting. Information: Box 203, Milton ON L9T 4N9; Phone (416) 878-1533.

NORTH BAY & DISTRICT STAMP CLUB

Chapter 44 meets on the 2nd and 4th Tuesday of each month, September to May, at the Cassellholme Home for the Aged, 400 Olive St., North Bay ON at 7 pm. (Basement meeting room.) Table auction and sales circuit. Visitors are welcome. Information: John Fretwell, RR 1, Callandar ON P0H 1H0; phone (705) 752-1364.

NORTH TORONTO STAMP CLUB

Chapter 5 welcomes all visitors to its meetings on the 2nd and 4th Thursdays of each month (except July and August) at 7:30 pm in the Civic Garden Centre, Edwards Gardens, Lawrence Ave. E. at Leslie (southwest corner) Toronto. Table auction, sales circuit and informative lectures. Sec.: Roger Slute, 5 Concord Place, Toronto ON M3C 3M8.

NORTH SHORE STAMP CLUB

Chapter 198 meets on alternate Tuesdays, September through June at Queen Mary School Library, 230 West Kith Road, North Vancouver BC. Visitors always welcome. Write to Box 86523, North Vancouver BC V7L 4L1. Current schedule and information: Herb Williams 984-6218 or John Wheeler 984-2744.

NORTH YORK PHILATELIC SOCIETY

Chapter 21 meets 1st and 3rd Wednesdays of each month (except July and August) at 7:00 pm. in Edithvale Community Centre, Finch Ave. W. between Yonge and Bathurst. Sales circuit, auctions, interesting speakers and lectures. Visitors always welcome. Information: John DeGroot, Box 62, Willowdale ON M2N 5S7; (416) 493-1008.

NOVA SCOTIA STAMP CLUB

The first affiliate of the R.P.S.C., est. 1922, meets 2nd Tuesdays of each month, September to June at the Nova Scotia Museum. Visitors always welcome. Corresponding Secretary: D. Allen, Box 8541, Stn. A, Halifax NS B3K 5M3.

OAKVILLE STAMP CLUB

Chapter 135 meets 2nd and 4th Tuesdays of each month at 7:00 pm in the Cafeteria, St. Thomas Aquinas Secondary School (formerly Perdue High School), 124 Margaret Drive (Lakeshore West/Dorval Drive), Oakville. Visitors welcome. Information: Oakville Stamp Club, Box 69643, Oakville ON L6J 7R4.

OTTAWA PHILATELIC SOCIETY

Chapter 16 meets every Thursday at 7:30 pm, September through May, at the Hintonburg Community Centre (Laurel Room), 1064 Wellington St., Ottawa ON. Visitors are always welcome. Information: Pres. George MacManus, Box 65085, Merivale Postal Outlet, Nepean ON K2G 5Y3.

OXFORD PHILATELIC SOCIETY

Chapter 65 meets on the first and third Thursdays of each month, September to May, at Woodstock Collegiate Institute Cafeteria, Riddell Street, Woodstock, Ont. Trading at 7 pm, program at 7:30 pm. Speakers, mini auctions, draw prizes, contests, dealers. Information: Gib Stephens, Box 20113, Woodstock ON N4S 8X8.

PENTICTON AND DISTRICT STAMP CLUB

Chapter 127 meets the first Sunday of each month at 2 pm at the United Church Hall, 696 Main St., Penticton. A short business meeting is followed by circuit books every month and four slide shows in the year. Visitors always welcome. Information: 217 Redwing Pl., Penticton BC V2A 8K6; phone (604) 493-0188.

LA SOCIÉTÉ PHILATÉLIC DE QUÉBEC

La S.P.Q. tient ses réunions régulières les premiers et troisièmes mercredi du Mois, au Montmartre canadien, 1671 chemin St-Louis, Sillery. Les réunions ont lieu de 19:00 heures à 22:00 heures.

R.A. STAMP CLUB - OTTAWA

Chapter 41 meets every Monday (except June, July and August) at 7:30 pm at the R.A. Centre, 2451 Riverside Dr., Ottawa ON. Visitors welcome. Information: (613) 733-5100.

REGINA PHILATELIC CLUB

Chapter 10 meets 1st and 3rd Wednesdays of each month, September through May, from 7 - 10 pm at Sheldon-Williams Collegiate Library, 2601 Coronation St., Regina. Visitors are always welcome. Information: Box 1891, Regina SK S4P 3E1.

ROYAL CITY STAMP CLUB

Meets 1st and 3rd Thursdays (except July and August), 7:30 pm at Community Centre, 65 East Sixth Ave., by Canada Game Pool, north-east corner of Sixth and McBride, New Westminster BC. Information: Box 145, Milner BC V0X 1T0. Phone 534-1884.

SAINT JOHN STAMP CLUB

Meets 2nd and 4th Wednesdays (Except July and August), 7 pm at the Aitken Bicentennial Centre, 20 Hazen Ave., Saint John, NB. Visitors and new members welcome. Information: Saint John Stamp Club, 185 Princess Street, Saint John NB E2L 1K8.

ST. JOHN'S PHILATELIC SOCIETY

Meets 2nd and 4th Wednesdays (except July and August), 8 pm at Cabot Institute. Visitors welcome. Chairperson: J. Don Wilson, 11 Elm Pl., St. John's NF A1B 2S4, phone (709) 726-2741.

SUDBURY STAMP CLUB

Meets 2nd Tuesday of each month (except July

and August) 7:30pm, in the library. Meetings include slide shows, presentations, and a stamp auction. New members are very welcome. Contact Dan McInnes, president, Box 2063, Stn. A, Sudbury ON P3A 1L8.

TORONTO HARMONIE STAMP CLUB

Chapter 94 meets every 3rd Thursday of the month, 7:30 pm at Victoria Park Secondary School, Library Seminar Room, 15 Wallingford Rd., Don Mills ON. Information: J. Doepler (416) 438-4862, or P. Mustard 690-9711.

UNION PHILATÉLIQUE de MONTREAL

Chapter 3 meets 2nd and 4th Tuesdays, September to June at 7 pm, 7110 8th Ave., Montreal (St-Michel) PQ. Visitors always welcome. Information: 9170 Millen St., Montreal PQ H2M 1W7.

WEST TORONTO STAMP CLUB

Chapter 14 meets 2nd and 4th Tuesdays (except July and August), 7:30 pm at St. Paul's Runnymede Church, 404 Willard Ave., near Jane and Bloor, Toronto. Visitors always welcome. Information: 331 Rathburn Rd., Islington ON M9B 2L9.

WESTMOUNT PHILATELIC CLUB

Chapter 17 meets 4th Monday of the month September to June (except December), 7:30 pm at the United Service Club, 1195 Sherbrooke St. W., Montreal. Visitors very welcome. Pres.: Bernie Margolis. Information: Robert Mirabelli, 9 Dobie Ave., Mt-Royal PQ H3P 1R9, phone (514) 735-0183.

WINNIPEG PHILATELIC SOCIETY

Meetings 1st and 3rd Thursdays (except July and August), 7:30 pm at Veterans Club Room, downstairs, C.N. Union Station, Main St. at Broadway, Box 1425, Winnipeg MB R3C 2Z1. Visitors always welcome.

YUKON STAMP CLUB

Contact the club at P.O. Box 4841, Whitehorse YK Y1A 2R8.

R.P.S.C. CHAPTER ADS

Only \$15.00 for 6 consecutive ads.

Contact the Editor today!

Let others know about your club.

CLASSIFIED / ANNONCES CLASSÉES

RATES: 15 CENTS PER WORD; MINIMUM CHARGE \$3.00 PER INSERTION. BOXED CLASSIFIED \$12.00 / COLUMN-INCH. PLEASE INDICATE PREFERRED HEADING. ALL CLASSIFIED ADS MUST BE PAID IN ADVANCE.

**C.P. CLASSIFIEDS
P.O. BOX 121
ELORA, ONT. N0B 1S0**

BRITISH COMMONWEALTH

NEW ZEALAND 400 different used \$20, 500 \$33, excellent value. Good stocks of NZ, Australia, Pacific also available. J. Kilpatrick, Box 5, Eltham, New Zealand.

GOOD SELECTION of sets and singles, mint and used. Personal, prompt service, with fair prices. Please state interests. Polaris Stamps, Box 2063, Stn. A, Sudbury, ON Canada P3A1L8.

125 DIFFERENT British Commonwealth — for only \$2.00 to introduce my British Commonwealth 'Penny' approvals. Selections are individually mounted by countries, catalogued, and priced at fraction of catalogue. Excellent value and variety for the beginner to advanced alike. Discounts available. G. Pal, P.O. Box 97 - Elmwood Postal Station, Winnipeg, Manitoba, Canada R2L 1M0.

CANADA

ATTENTION CANADA LOVERS! We can supply any Canadian stamp you need. We have over 2,500 numbers in stock. Mint or used. All grades. Bi-monthly contest. Free 40-page catalogue available on request. Approvals of Canadian & British Commonwealth stamps also available. Write today! Patrick Gilbert, Dept. "Two," P. O. Box 5295, Stn. C, Montreal, PQ H2X 3M4.

YOU SAVE WITH ME. Mint and used Canada coil pairs, strips, FDC, FFC, BOB, Postal History, Stationery, cancells, covers, RPOs. Also active buyer. References. Polaris Stamps, Box 2063, Stn. A, Sudbury, Ont. P3A 4R8.

FOREIGN

WIDE SELECTION of countries. Many sets and singles both mint and used in stock. I offer quick, personal service combined with reasonable prices. Please state your re-

quirements. Polaris Stamps, Box 2063, Stn. A, Sudbury, ON Canada P3A 1L8.

MAIL ORDER

NEWFOUNDLAND, CANADA, USA, and British Commonwealth mint and used stamps at discount prices. No GST. Free price lists. Want lists welcome. REG'S STAMPS, Box 26129, Nepean ON K2H 9R6.

NEW ISSUES

ISRAEL, AUSTRALIA, Faroes, Gibraltar, Great Britain, Greece, Guernsey, Isle of Man, Malta, Denmark, Norway, Sweden, Switzerland: New Issue services at face value. Top discount for past issues of 30 countries. Valuable gift of your choice. Write and get free gift. Eilat Philatelic Club, Box 542/87, Eilat, Israel.

PHOTOGRAPHY

PHILATELIC PHOTOGRAPHY: Black and white prints, colour slides, 2 1/4 and 4 x 5 transparencies. Paul Burega, 16 Aldgate Cres., Nepean, ON K2J 2G4 Canada.

POSTAL HISTORY

ONTARIO COVERS. All covers and districts, other provinces, FDC, FFC, cancels: fancies, 2-ring, squared circles, split circles, RPO. Fair prices. Postal Stationery. Quick service. Polaris Stamps, Box 2063, Stn. A, Sudbury, Ont. P3A 4R8.

PRICE LISTS

BRITISH COMMONWEALTH, EUROPE, and WORLD-WIDE. Free discount price list. Approvals also available. J. Bode, Box 328P, Markham ON L3P 3J8.

WANTED

CINDERELLAS - Especially Canadian 'Taylor' creations, college stamps, local posts, express companies, advertising labels and odds and ends. Also worldwide classic phantoms and cinderellas. No Christmas or revenues. Keith R. Spencer, 5005 Whitemud Road, Edmonton, AB T6H 5L2.

CANADIAN KARSH/WILDING Issue Covers — especially unusual rates, dues, registered. Mundane/exotic! Approvals: Dean Mario, Box 342, Saskatoon, SK S7K 3L3.

LIST OF ADVERTISERS

- 244 Bileski, K.
278 Bow City Philatelics
cover Canada Post (inside, front and back)
258 Canadian Philatelic Society of Great Britain
256 Canadian Stamp News
254 Darnell, Inc.
246 Eastern Auctions
260 Firby, Charles
258 Greenwood Stamp Co.
258 Hennock, Jim A.
258 Hnatiuk, J.
266 Lee, Robert A.
268 Lighthouse Publications
cover Maresch, R. & Son (outside back)
259 Postal History Society of Canada
252 Schiff Auctions
323 Sheffield, John
308 Siegel, Robert A.
323 Vance Auctions
248 Wegg, George S. Ltd.

*Protect The Investment
in Your Collection*

with

The R.P.S.C.

Insurance Program

For Details Contact:

Robyn Dworetzky,

Hugh Wood Canada Ltd.

1320 - 4 King St. W.

Toronto, Ont. M5H 1B6

CAPEX '96

• JUNE 8 – 16 JUN 1996 TORONTO •

CANADA'S INTERNATIONAL STAMP SHOW

COLLECTORS
SHOULD BE
TREATED
AS WELL
AS THEIR
COLLECTIONS

NEVER MISS ANOTHER
CANADIAN STAMP ISSUE
OR PRODUCT!



LES
COLLECTIONNEURS
MÉRITENT D'ÊTRE
AUSSI BIEN
TRAITÉS QUE LEURS
COLLECTIONS

PLUS JAMAIS VOUS NE MANQUEREZ
UNE ÉMISSION DE TIMBRE-POSTE OU
UN PRODUIT PHILATÉLIQUE!

P R E S E N T I N G • V O I C I

LE COMPTE DU PHILATÉLISTE

PrestigeTM
COLLECTOR'S ACCOUNT


Here's the easy and convenient way to collect Canadian stamps and stamp products – your **Prestige Collector's Account**.

Whether you collect mint stamps, Official First Day Covers, pre-stamped stationery, thematic Souvenir Editions, the annual *Souvenir Collection of the Postage Stamps of Canada*, or more... delivery comes directly to your address, automatically!

This standing order service also recognizes our **Prestige Collector's Account** customers with special offers and other benefits.

Open a **Prestige Collector's Account** today and receive a complimentary **Client Card**.

To apply, write to the **NATIONAL PHILATELIC CENTRE, ANTIGONISH NS B2G 2R8 CANADA**. Or, call toll-free from Canada (1-800-565-4362); or from U.S.A. (1-800-565-1336). From other countries, dial (902) 863-6550.



Voici la façon simple et pratique de collectionner les timbres et les produits philatéliques du Canada – le **Compte du philatéliste Prestige**. Que vous collectionniez les timbres à l'état neuf, les plis Premier jour officiels, les entiers postaux, les éditions-souvenirs thématiques, la *Collection-souvenir des timbres-poste du Canada*... on vous les livrera automatiquement!

Ce service de commande permanente comporte aussi des offres spéciales et d'autres avantages pour les titulaires du **Compte du philatéliste Prestige**.

Inscrivez-vous dès aujourd'hui et recevez gratuitement une **carte-client**.

Pour faire la demande, écrivez au **CENTRE NATIONAL DE PHILATÉLIE, ANTIGONISH NS B2G 2R8 CANADA**, ou composez sans frais, du Canada, le **1-800-565-4362** ou, des États-Unis, le **1-800-565-1336**. Si vous téléphonez d'un autre pays, composez le **(902) 863-6550**.

** Trade-mark of Canada Post Corporation.
Program subject to change or withdrawal without notice.

MAIL POSTE

Canada Post Corporation / Société canadienne des postes

** Marque déposée de la Société canadienne des postes
Ce programme peut être modifié ou annulé sans préavis



93SP16

1924 - 1994

THE NAME

MARESCH

IS KNOWN FOR

QUALITY



INTEGRITY



RELIABILITY

*three generations
serving collectors for seventy years*

- PUBLIC AUCTIONS • PRIVATE TREATY •
- EXTENSIVE RETAIL STOCK •
- MAIL AUCTIONS •

HOW MAY WE HELP YOU?

R. MARESCH & SON

330 BAY STREET, SUITE 703, TORONTO, ONTARIO M5H 2S8
PHONE: (416) 363-7777

FAX: (416) 363-6511